

# Vitor Costa - Junior Designer

Roselle Park, New Jersey 07204

609-401-8670

1213vcosta@gmail.com

## Education

**Expected Masters of Architecture** | Sep 2019 - May 2024 | Kean University | Major: Architecture | GPA: 3.78

- Designed multiple comprehensive and thorough architecture studio projects with the use of various methods, from modeling physically and using 3D and graphic programs to enhance my representation and concept when delivering my design
- Continued to expand on my China Thesis and participated in the school's first Design Build Festival

**Continuation of Masters** | Sep 2023 - Dec 2023 | Wenzhou Kean University (China Campus) | Major: Architecture | GPA: 3.56

- Visited and explored different cities and sites during my time there
- Commenced my China thesis and developed an exhibition space of the my thesis

**Associate in Science** | Sep 2017 - May 2019 | Union County College | Major: Architecture | GPA: 3.975

- Hand drew plans, sections, elevations, diagrams etc.
- Started to develop my software skills with Rhino, Revit, AutoCAD, and adobe programs

## Experience

**Graduate Research Assistant** | Kean University - Professor: Gabriel Fuentes | Sep 2023 - May 2024

- Translation of several texts in Spanish for ease of legibility and organization.
- Export and organize images for ease of use within research.

**Design & Office Assistant Intern** | 6th Ave Construction & Consultants, Inc. | Jun 2017 - Present

- Earned Class-1 Filing Representative License in New York, managed CD5 scaffold drawings, organized and drew new detail drawings.
- Provided administrative support including email and phone correspondence, file organization, checkbook work, data management, and resolved violations.
- Assisted with paperwork submission, invoice processing, and developed shop drawings for projects.

**Extern-ship/Internship** | NBBJ | Jan 2022 - Aug 2022





- Revised construction documents using Revit and enhanced renders with Photoshop.
- Produced AutoCAD detail drawings and contributed to various design studies.

**Design Assistant Student Worker** | Union County College | Jun 2018 - Aug 2018




- Revised AutoCAD files and created evacuation maps for campus buildings.
- Organized and digitized building documents, managed employee hours, and provided general administrative support.

## Skills & Abilities

### Architecture Programs

AutoCAD   
Revit   
Rhino 3D   
SketchUp 

### Office Programs

Microsoft Word   
Microsoft Excel   
Microsoft PowerPoint 

### Graphic Programs

Adobe Photoshop   
Adobe Illustrator   
Adobe InDesign 

Languages: English (Fluent), Spanish (Proficient), Portuguese (Moderate)

## Honors & Awards

Phi Kappa Phi Honor Society - Apr 2021 - May 2023

Tau Sigma National Honor Society - Jan 2021 - May 2023

Lambda Sigma Alpha Honor Society - Mar 2021 - May 2023

Phi Theta Kappa Honor Society International Member - Sep 2017 - May 2018

Union County College Engineering and Architecture Honors - Jan 2018 - May 2018

Dean's List / President's List - Kean University / Union County College - Sep 2019 - Jan 2023

## Competitions

FIRST PRIZE WINNER - AIANS Student Design Award - 2021 + 2023

Merit Honors Award Winner - AIANS Student Design Award - 2022

Participant - ACSA/AISC Steel Design Student Competition - 2021

## Publications

Kean Building and Students Receive Awards in Architecture - 2021

<https://www.kean.edu/news/kean-building-and-students-receive-awards-architecture>

2021 Design Awards Student Entries - 2021

<https://aians.org/gallery.php?id=37>

2022 Design Awards Student Entries - 2022

<https://aians.org/gallery.php?id=44>

2022 Design Awards Student Entries - 2023

<https://aians.org/gallery.php?id=53>

Ten Architecture and Design Projects by Students at Kean University - 2023

<https://www.dezeen.com/2023/10/02/architecture-design-projects-students-kean-university-dezeen-schoolshows/>

i/thee and Students Collaborate on Four Installations That Use Recycled Materials for Inaugural Art Festival at the Historic Woodstock Site - 2022

<https://www.archpaper.com/2022/11/i-thee-students-collaborate-four-installations-recycled-materials-inaugural-art-festival-woodstock-site/>

i/thee Curates Art and Architecture Festival at the Historic Site of Woodstock - 2022

<https://archinect.com/firms/release/150330319/i-thee-curates-art-and-architecture-festival-at-the-historic-site-of-woodstock/150330322>

## Academic References

**David Mohney, FAIA - Dean** | Michael Graves College School of Public Architecture | Kean University

Telephone: 1-859-333-0101 | Email: [dmohney@kean.edu](mailto:dmohney@kean.edu)

**Craig Konyk - Chair+Assistant Professor of Architecture** | Michael Graves College School of Public Architecture | Kean University

Telephone: 908-737-0563 | Email: [konykc@kean.edu](mailto:konykc@kean.edu)

**Richard Lucas, AIA - Adjunct Professor** | Michael Graves College School of Public Architecture | Kean University

Email: [rlucas@kean.edu](mailto:rlucas@kean.edu)


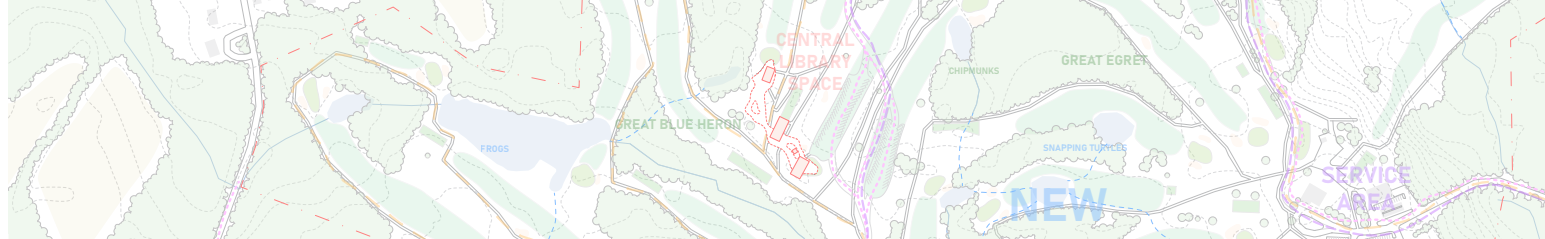

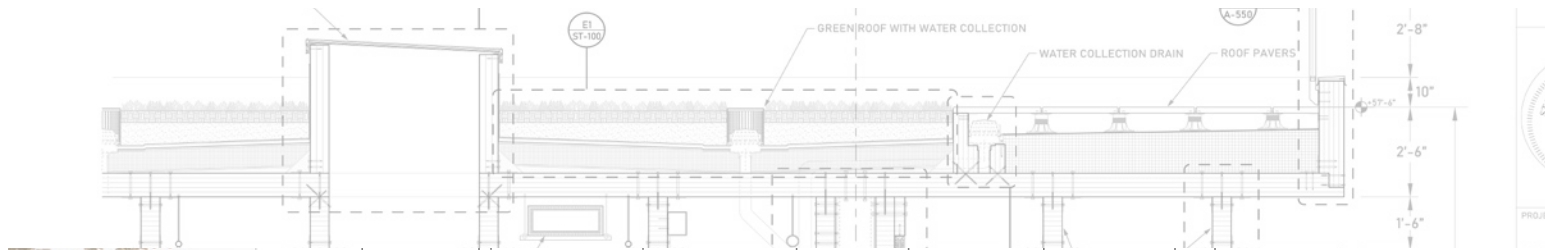
**Domenico Lio, AIA - Senior Associate Architect** | NBBJ Design

Email: [dLio@nbbj.com](mailto:dLio@nbbj.com)

# Vitor Costa

Architecture Portfolio





The Steps 1

La Nebulosa 2

The Green Axis 3

A Whole-In-One 4

An Observer's Refracted View of China 5

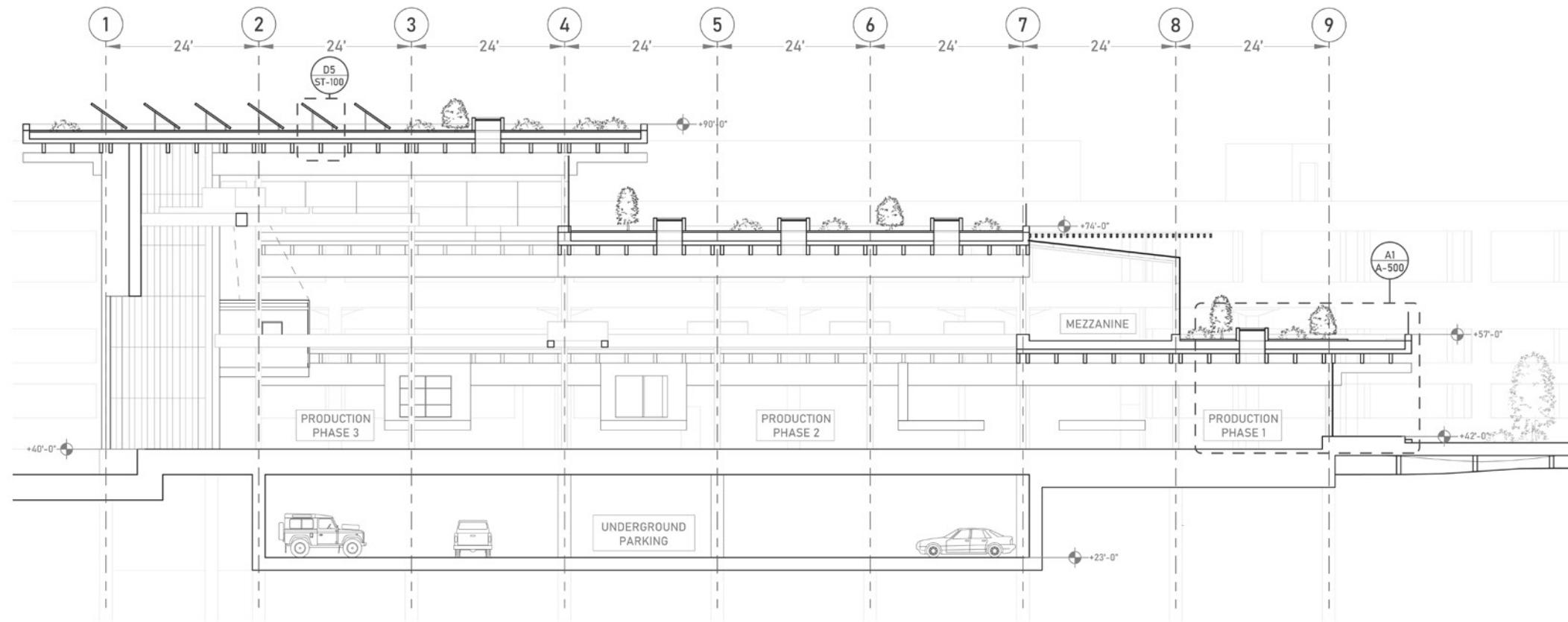
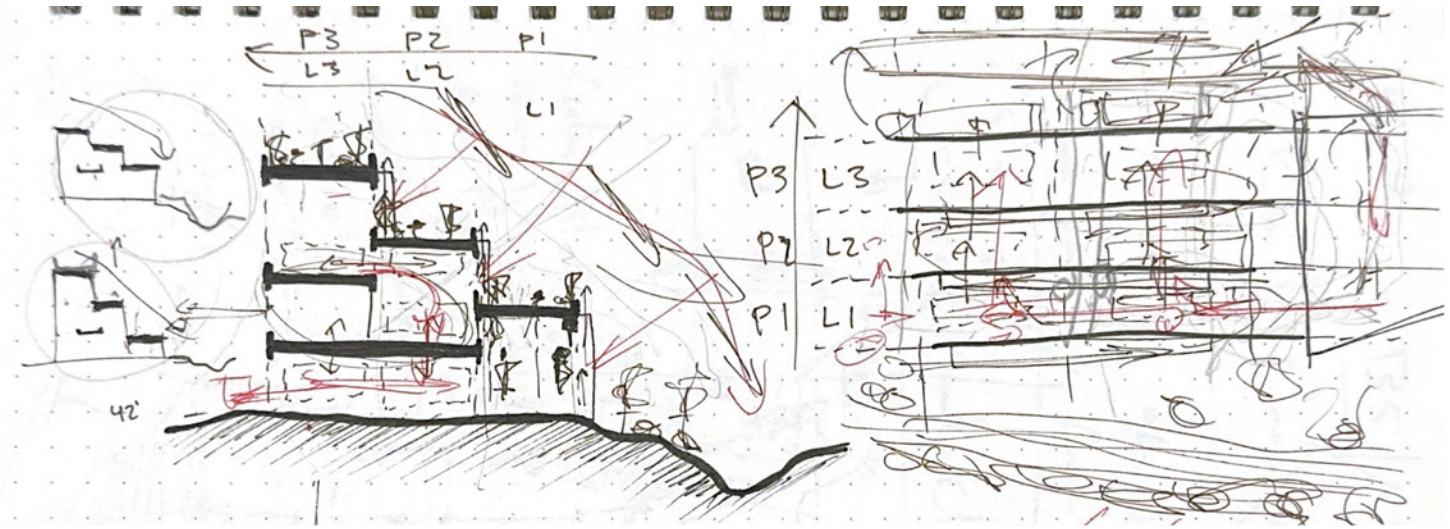
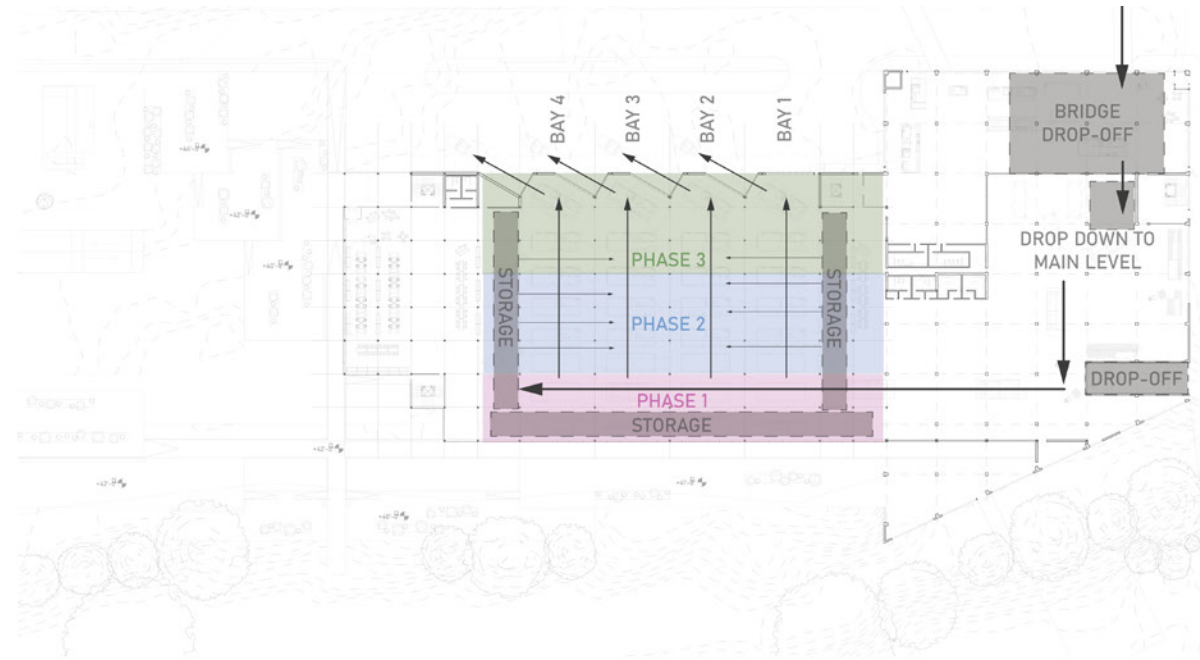
The Little Green Book 6

Frame Folly 7

Professional Practice 8

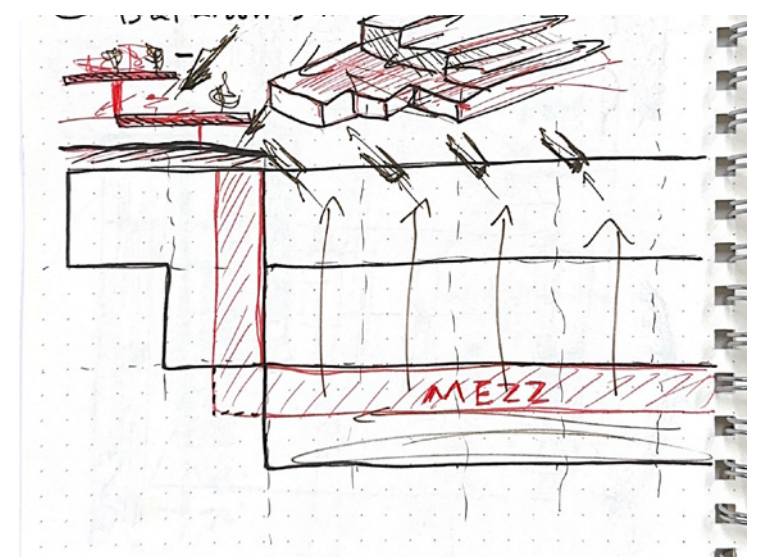
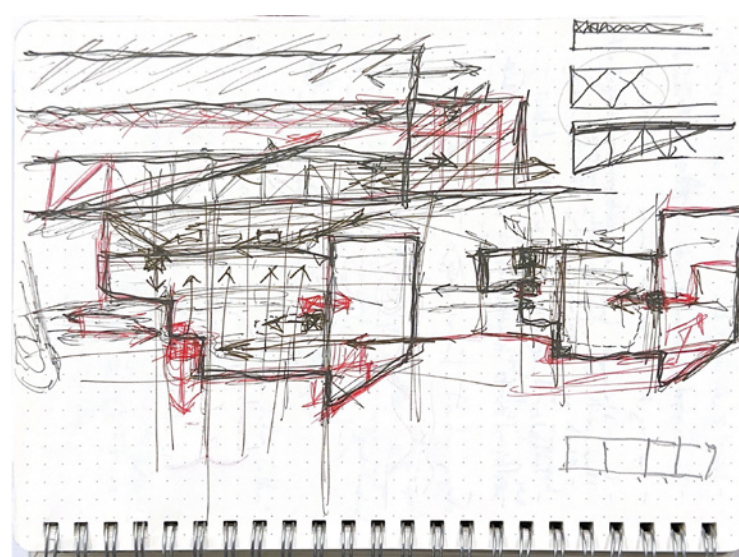
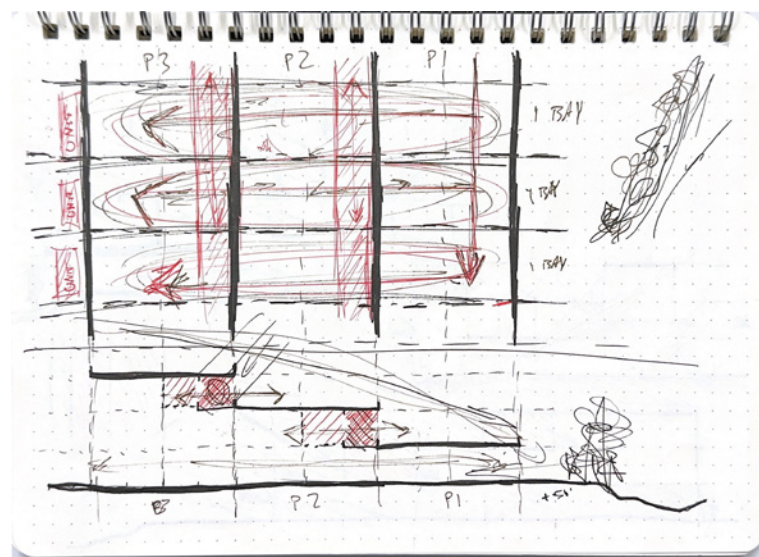

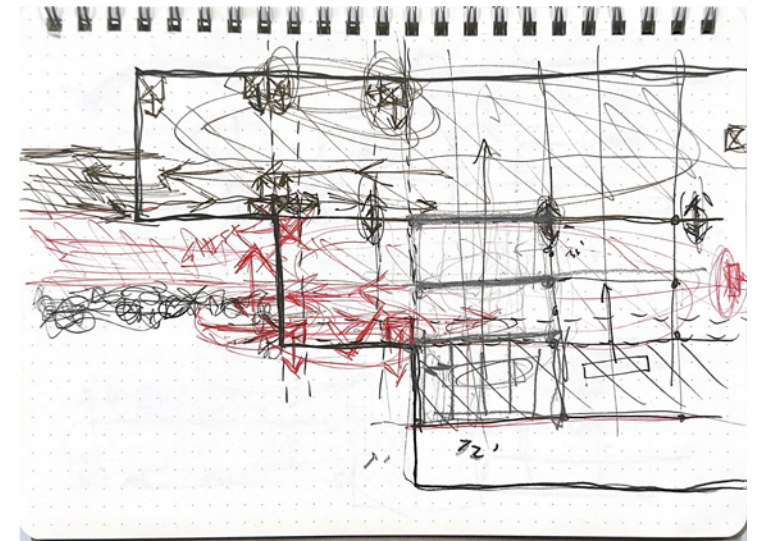
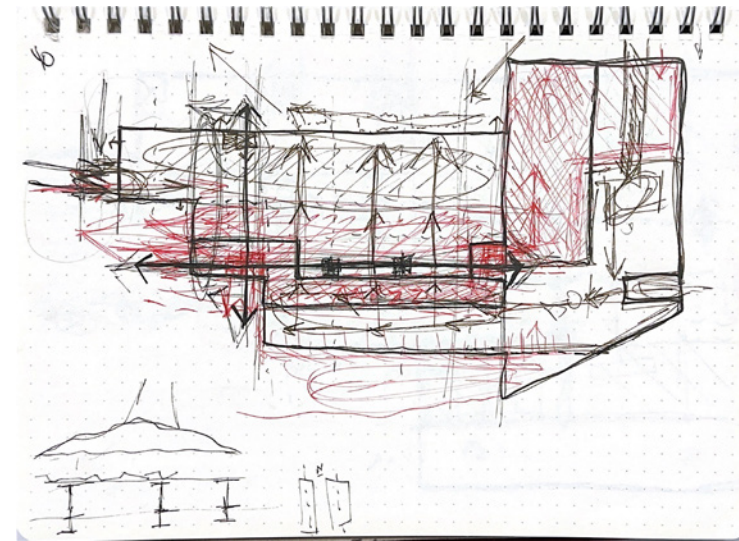

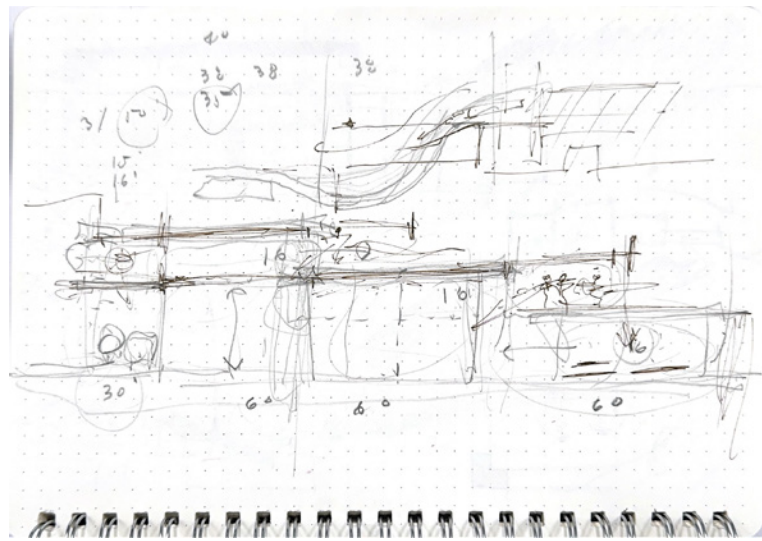
Table of Contents


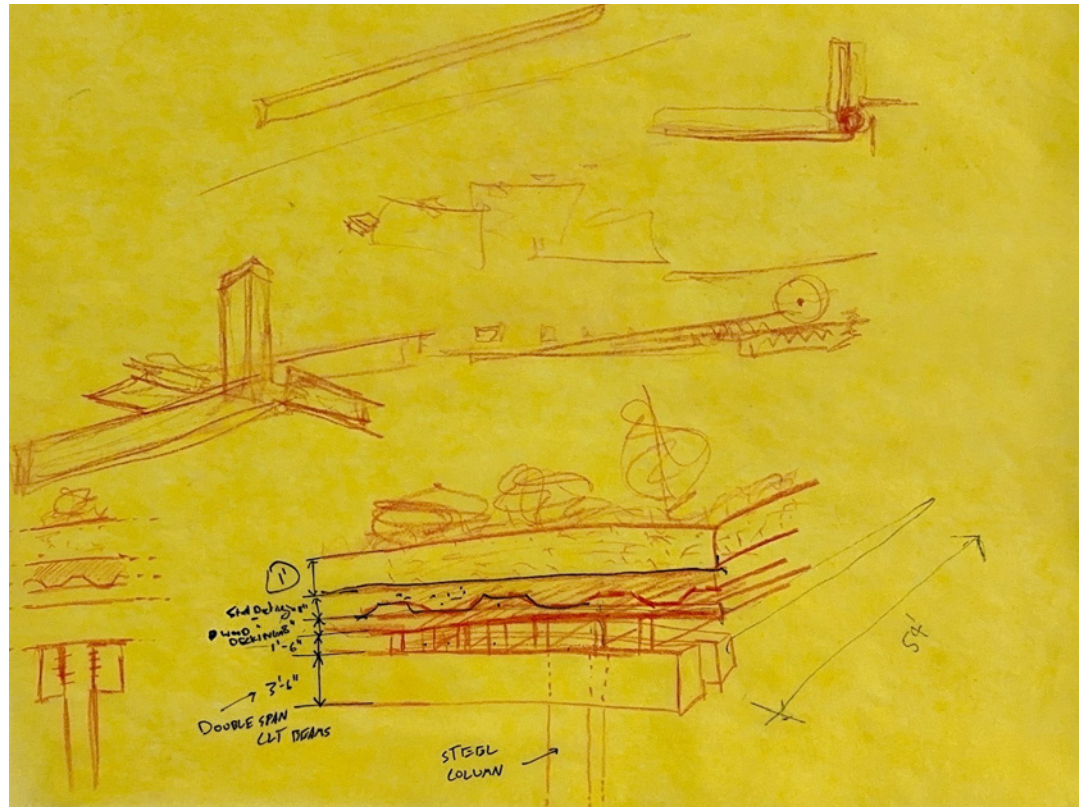

# The Steps 1




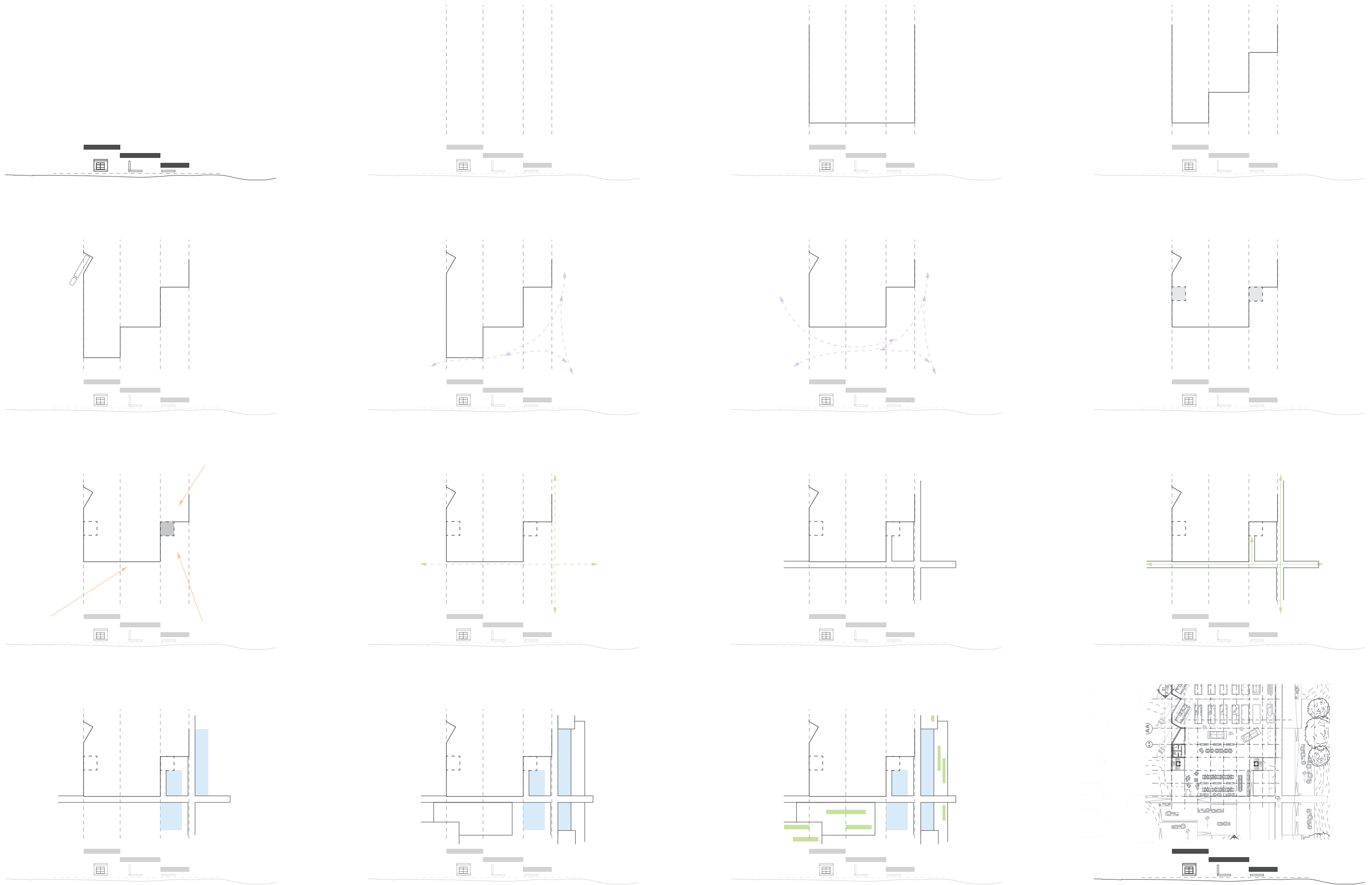
Trenton, New Jersey, is known for its capital slogan, "Trenton Makes - The World Takes," for its industrial achievements. With the fall of manufacturing within the U.S. and the lack of economic growth within Trenton, its industrial sector has gone past its 'golden age' for quite some time. The population and housing of the Coalport neighborhood has equally worsened. The addition of a factory manufacturing affordable modular housing units, communities of Trenton and across the nation could see growth again.

To develop the form for the final design, I took the Assunpink Creek's change in elevation as inspiration. "The Steps" of the project continue to move upward from the creek, as if the landscape and the ecology continue to flow towards the top of the building where there will be green roofs for water collection and redistribution within the building. These platforms also hold solar panels, light wells for natural light to enter the large production bays, and large overhangs that block the harsh direct sunlight from the working spaces. The stepped form not only efficiently utilizes the site, it also suits the production process. The prefabricated CLT housing units would be developed along the 3 phases (or steps) and as the housing unit grows, the steps of the building grow with the housing units. The cross laminated timber would be developed not only for the housing units but for the factory itself, going through the necessary stages in the adjacent abandoned industrial building across Taylor Street. The connecting bridges help bring the CLT panels down towards the main manufacturing bays allowing for no major reconstruction and for the buildings within the site to be adaptively reused. The design allows for transparency by giving the civilians of Trenton the ability to freely look within these spaces to actively see the housing units that will be built to grow their residential areas and community. As Trenton continues to regrow its "golden age", we need to rethink how these programs are merged and allow for factories to become a larger part of the greater community as considering both is crucial for Trenton moving forward.











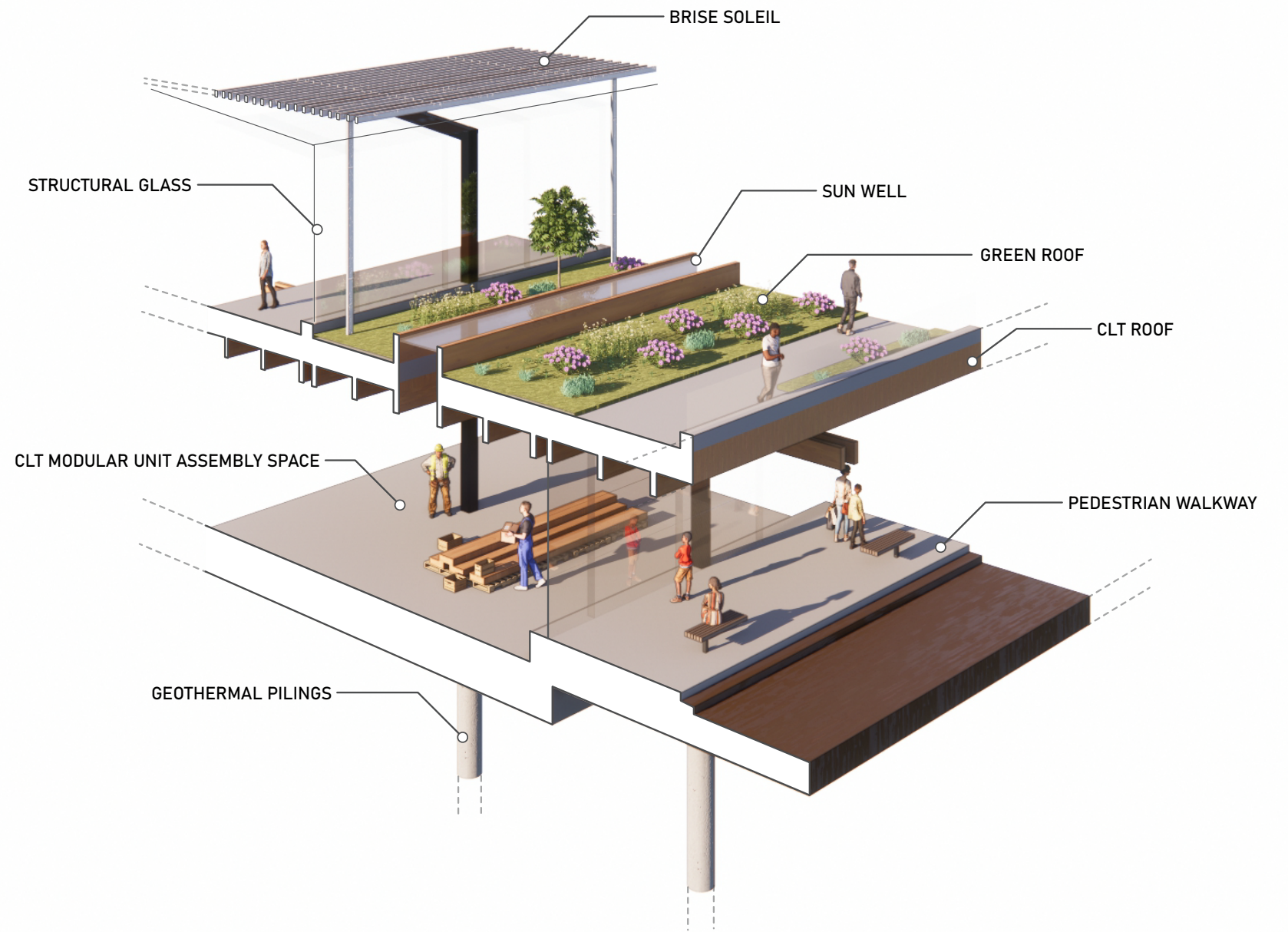




AERIAL SITE PERSPECTIVE



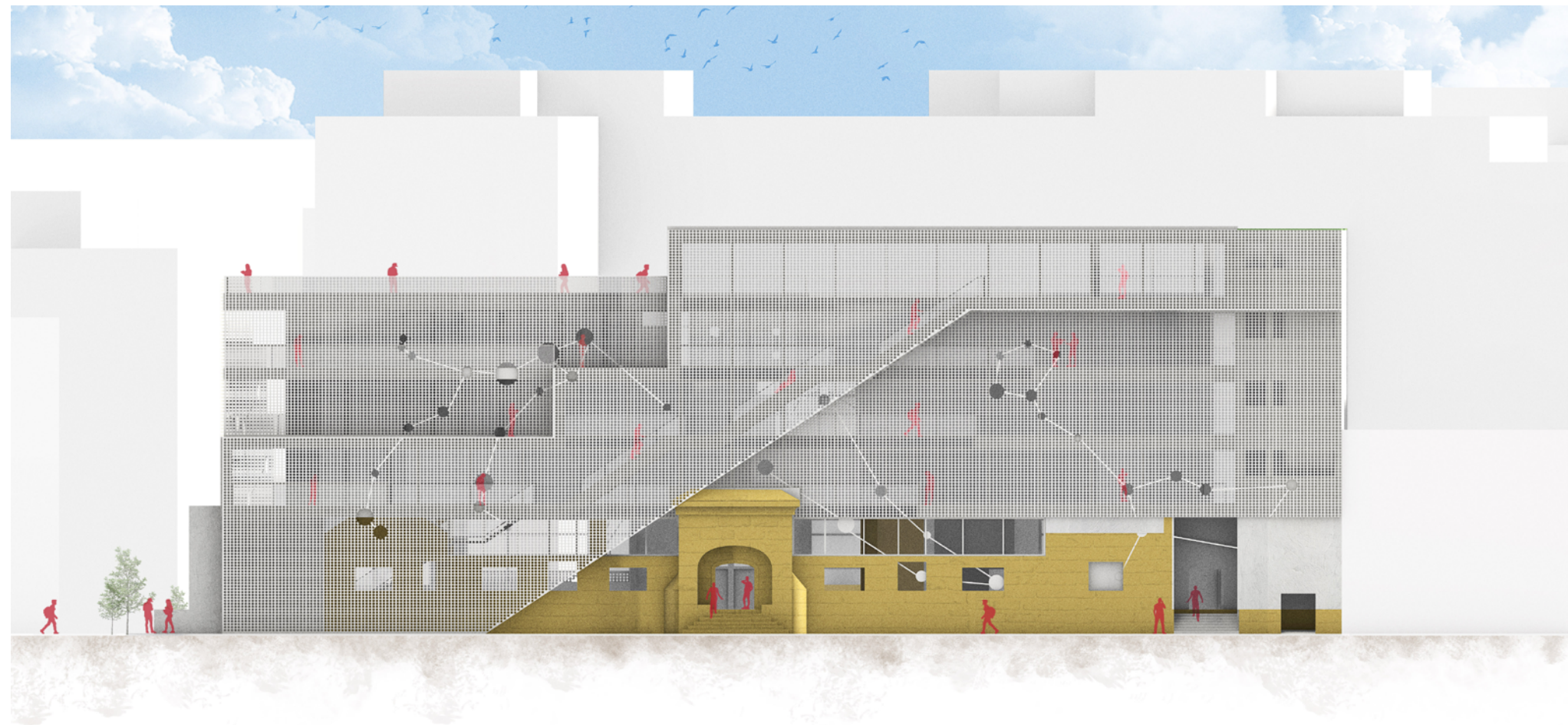
EXTERIOR GROUND PERSPECTIVE



# La Nebulosa 2

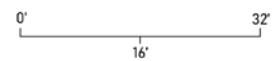


Rising as an adaptive reuse proposal, La Nebulosa was inspired by great thinking from James Sterling and Michel Rojkind, with the projects Previ House and Guerrero 108. We then set out to then figure out the most ideal dorming environment, starting off by preserving the old of Ex-Filanda and providing the students with a communal space. With this, there are three dormitory types that follow three different student profiles based off our precedents. We then incorporated the historic aspects of Rome by including a communal courtyard and constellations that will tell the story of our building.



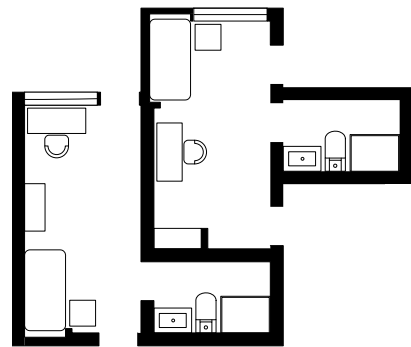
**NORTH ELEVATION**

(FACING SOUTH)



# PROGRAM MASSING AXON & 3 UNITS DIAGRAMS

UNIT 1 - SECOND FLOOR



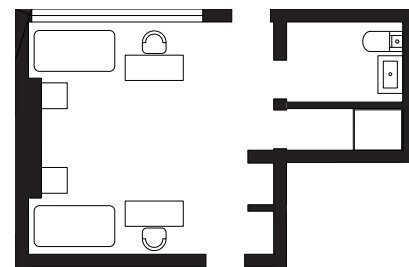
**PRIVATE ROOM:**

- SINGLE BED
- STUDIO DESK
- WALL CLOSET
- NIGHTSTAND

**INDIVIDUAL BATHROOM:**

- SHOWER, SINK & TOILET SPACE

UNIT 2 - THIRD FLOOR



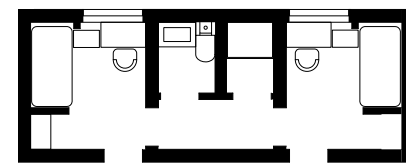
**SHARED ROOM:**

- 2 SINGLE BEDS
- 2 STUDIO DESKS
- 2 WALL CLOSETS
- 2 NIGHTSTANDS

**SHARED SPLIT BATHROOM:**

- SHOWER SPACE
- SINK & TOILET SPACE

UNIT 3 - FOURTH FLOOR



**PRIVATE ROOM:**


- SINGLE BED
- STUDIO DESK
- WALL CLOSET
- NIGHTSTAND

**SHARED SPLIT BATHROOM:**

- SHOWER SPACE
- SINK & TOILET SPACE

UNIT 1 - FOURTH FLOOR

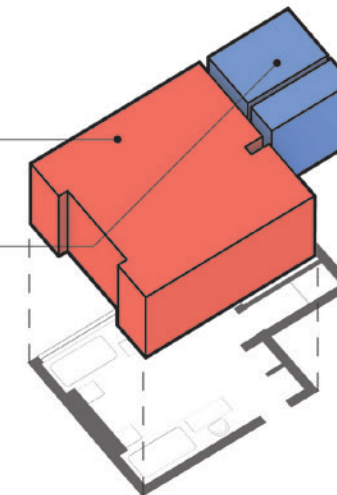
- INDIVIDUAL ROOMS
- SHARED BATHROOM
- CIRCULATION SPACE



- MORE FOR STUDENTS WHO WANT A MORE PRIVATIZED SPACE BUT DO NOT MIND A TIGHT SPACE AS WELL

UNIT 2 - THIRD FLOOR

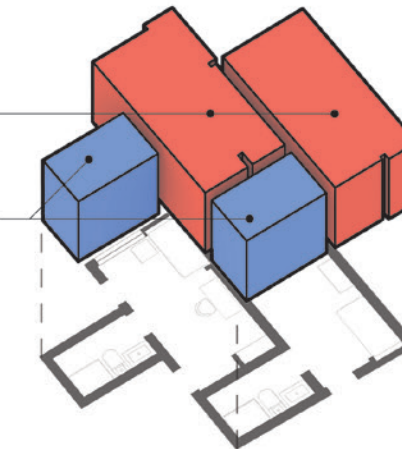
- SHARED ROOM
- SHARED BATHROOM



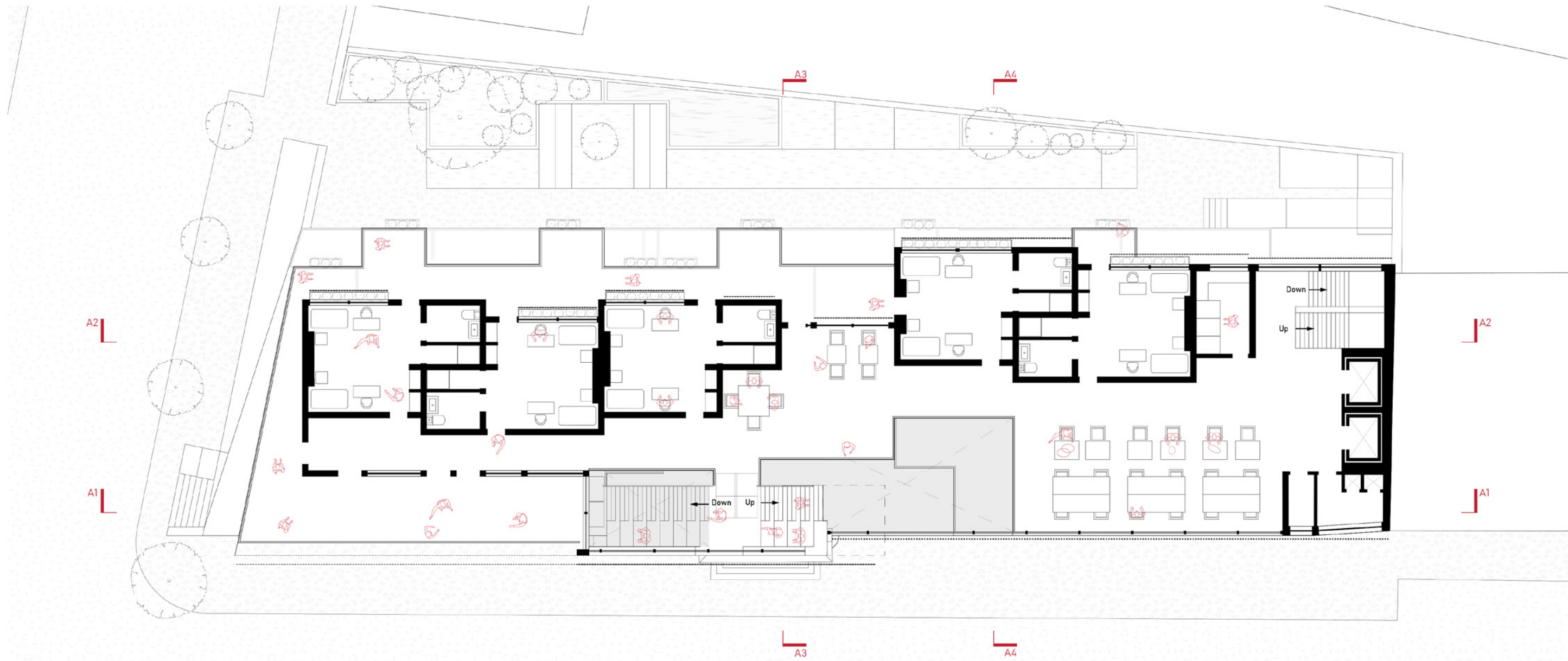
- FOR STUDENTS WHO DO NOT MIND SHARING A SPACE WITH SOMEONE AND SHARING A SPLIT BATHROOM

UNIT 3 - SECOND FLOOR

- INDIVIDUAL ROOMS
- INDIVIDUAL BATHROOM



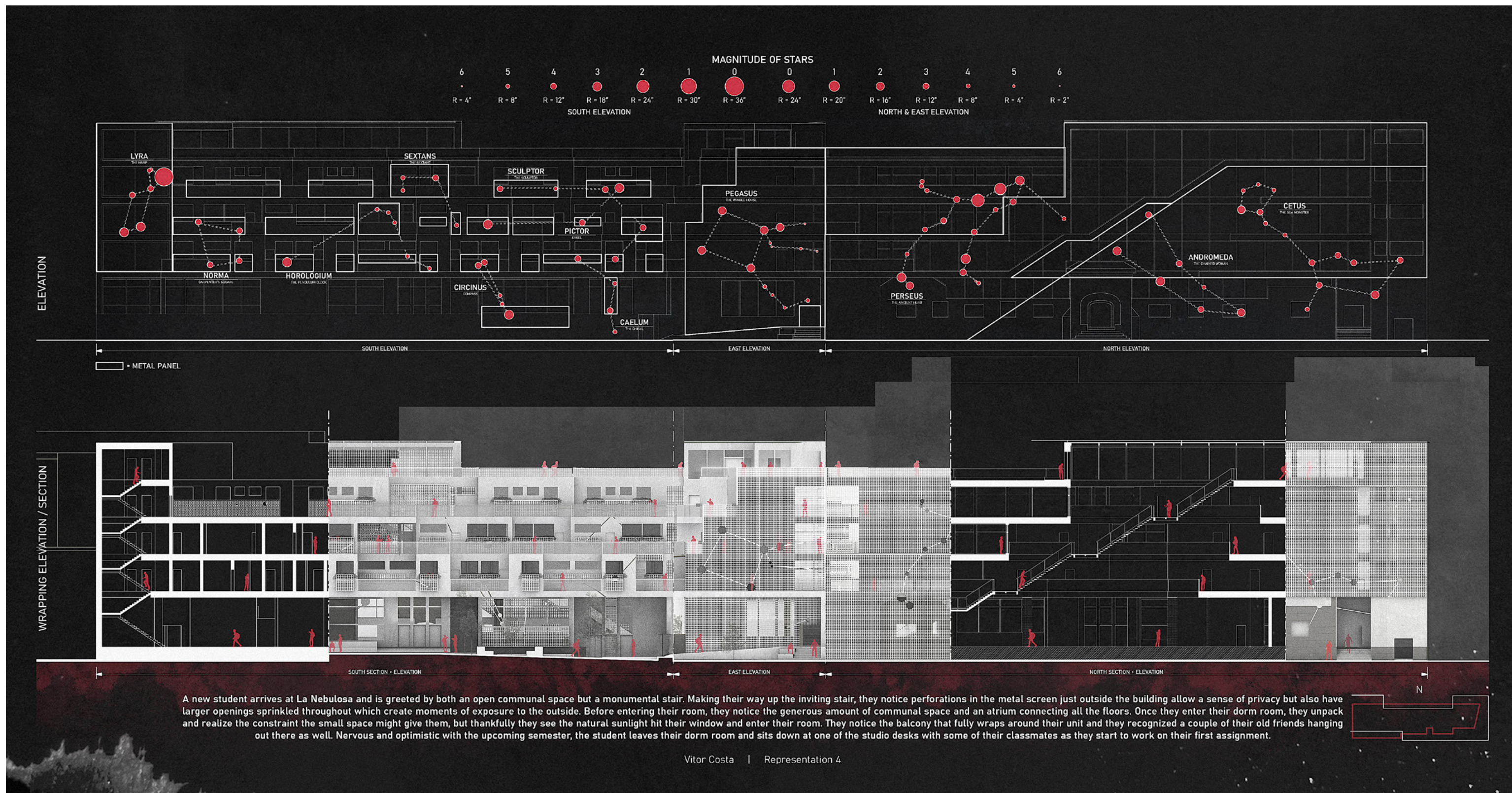
- MORE FOR STUDENTS WHO WANT A TOTAL INDIVIDUAL SPACE, WITH BOTH THEIR ROOM AND BATHROOM



Sculptor - The Sculptor

**THIRD FLOOR** (+37'-0")  
 Scale: 1/16" = 1'-0"

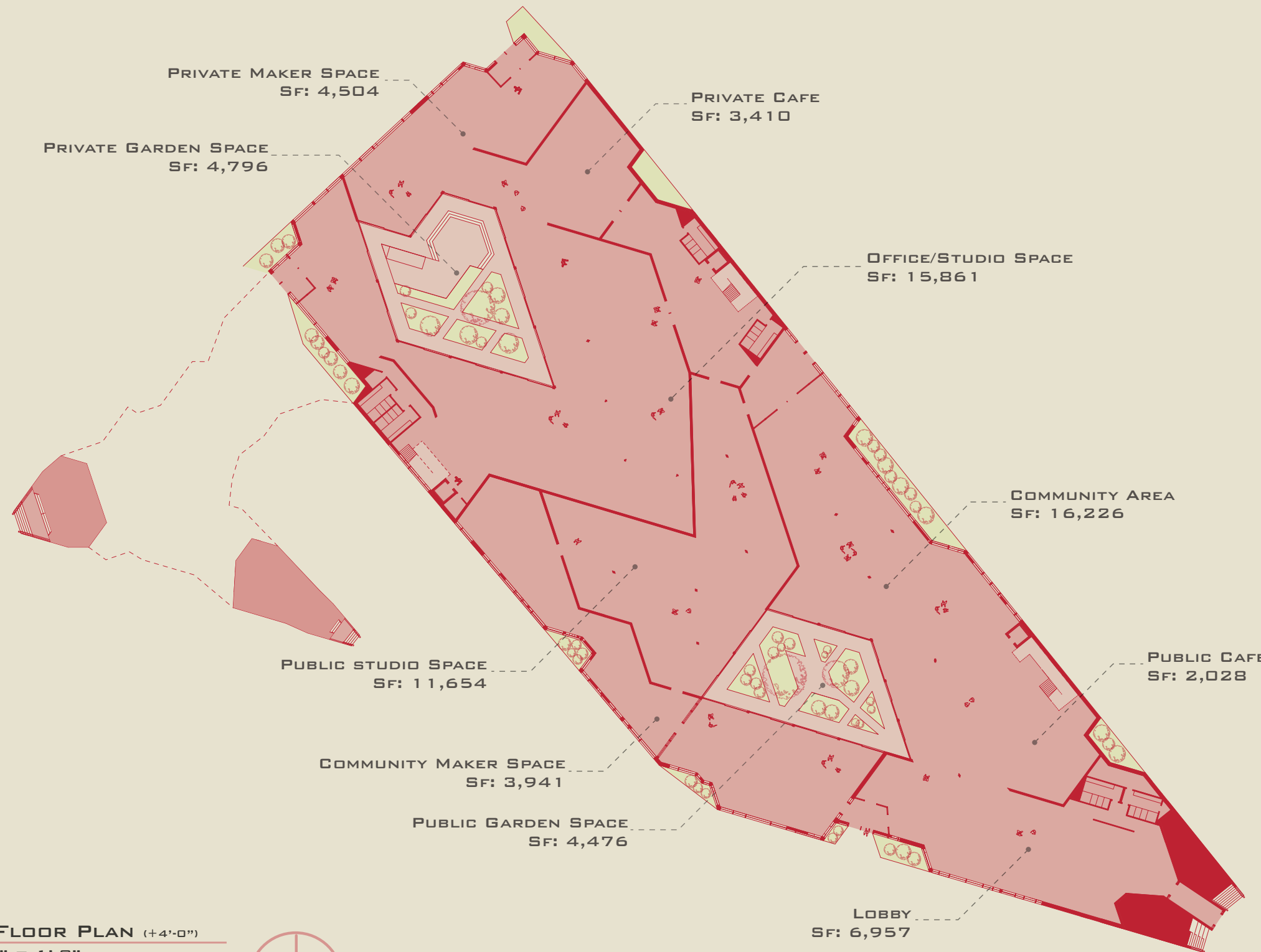




# The Green Axis 3



The goal is to provide new community spaces that serve as a new connection to the people of Ironbound and Harrison, incorporating green spaces and planting that will not only give back to the people of Ironbound but for the climate as well.



**GROUND FLOOR PLAN (+4'-0")**

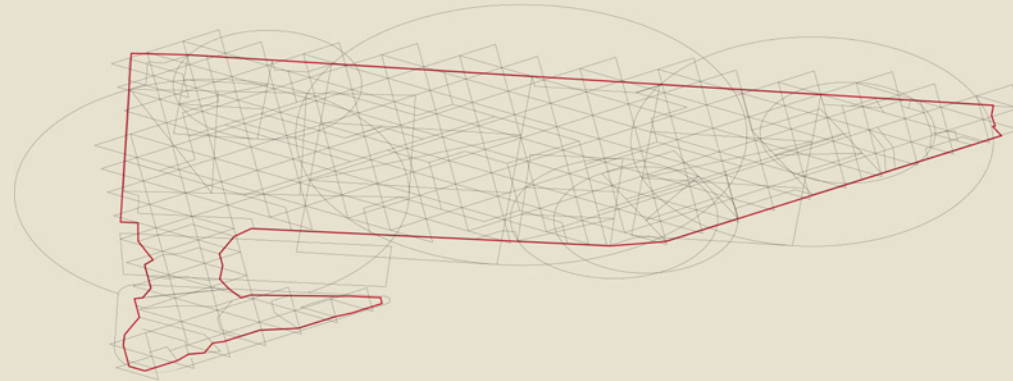
SCALE: 1/32" = 1'-0"

INT. SF: 72,983 SF

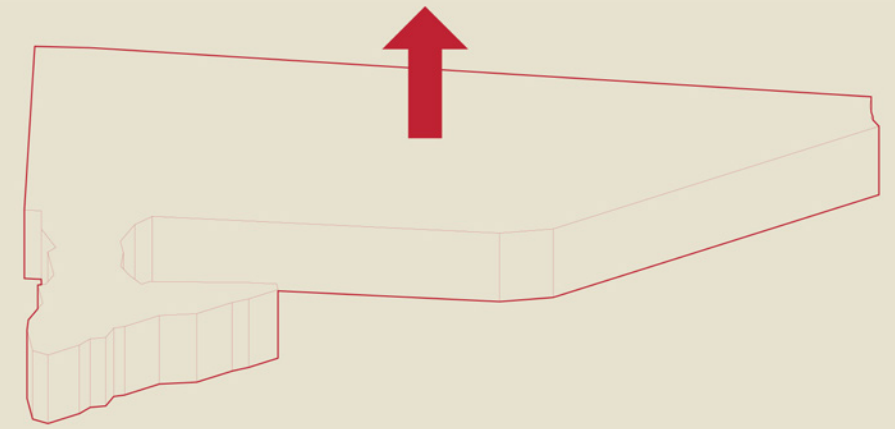




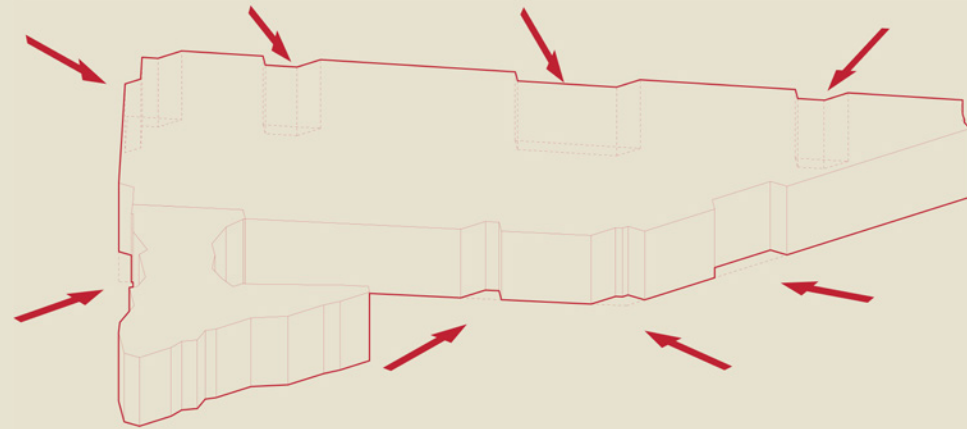
GRIDDED GEOMETRY



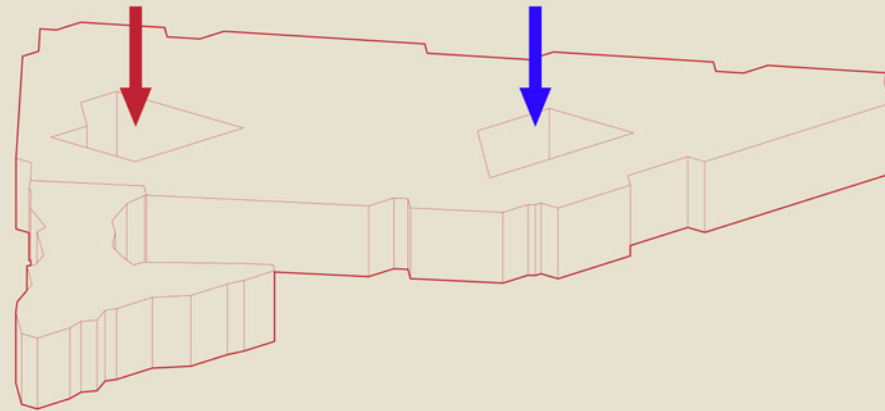
MASSING OUTLINE



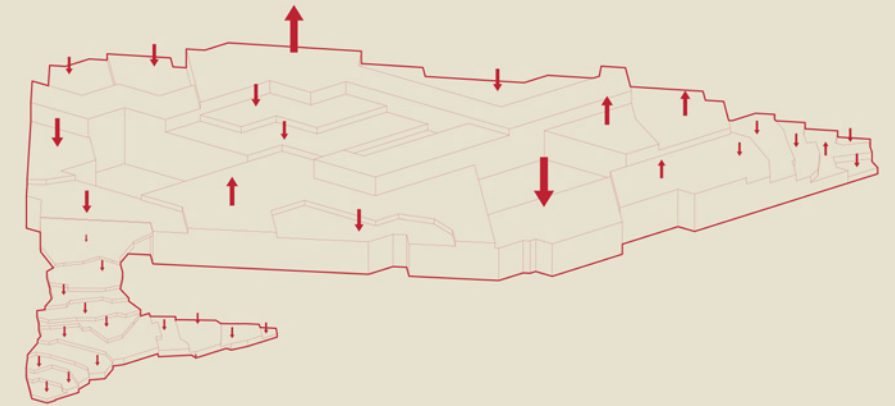
MASSING EXTRUSION



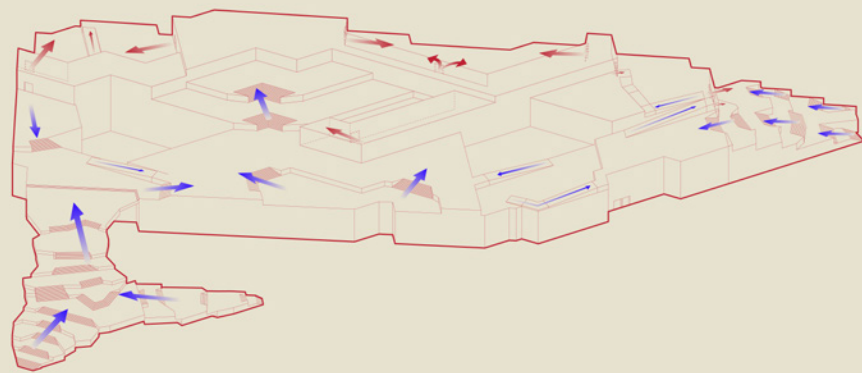
10 FT ZONING SETBACK



PUBLIC VS PRIVATE COURTYARD CUTOUTS



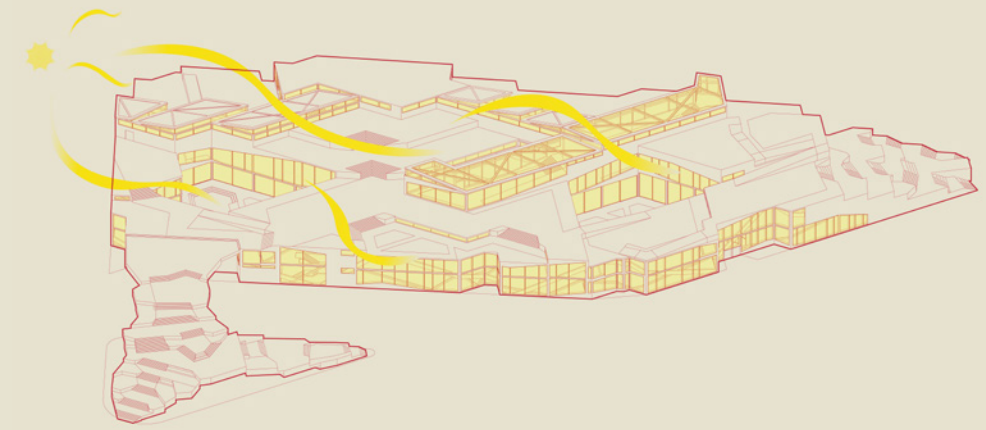
VOLUME HEIGHT CHANGES



PUBLIC VS PRIVATE ROOF CIRCULATION

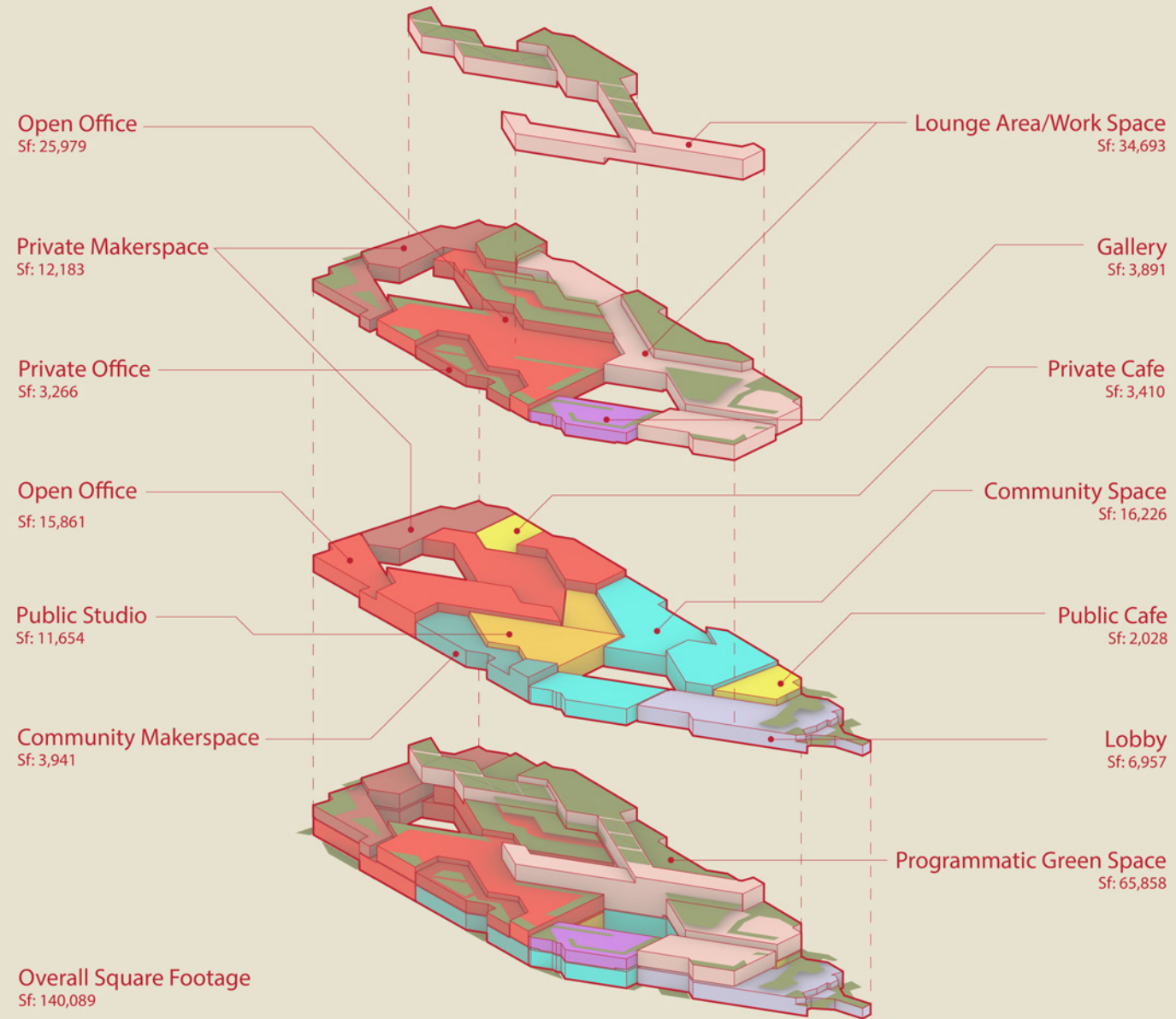


ACTIVATION OF GREEN SPACES

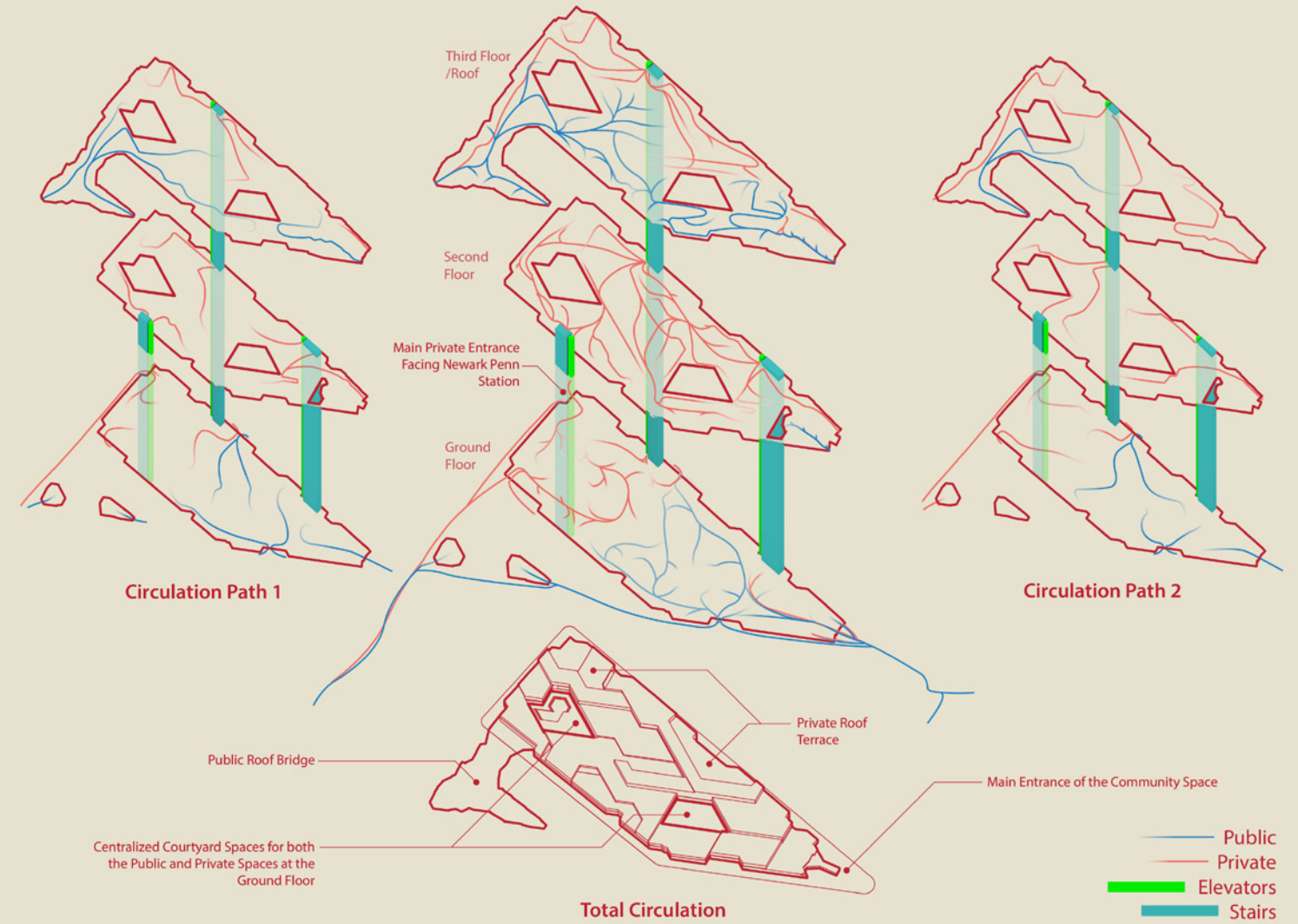



OPENINGS FOR NATURAL LIGHT

**MAIN BUILDING PROGRAMS**



**MAIN BUILDING CIRCULATION DIAGRAMS**



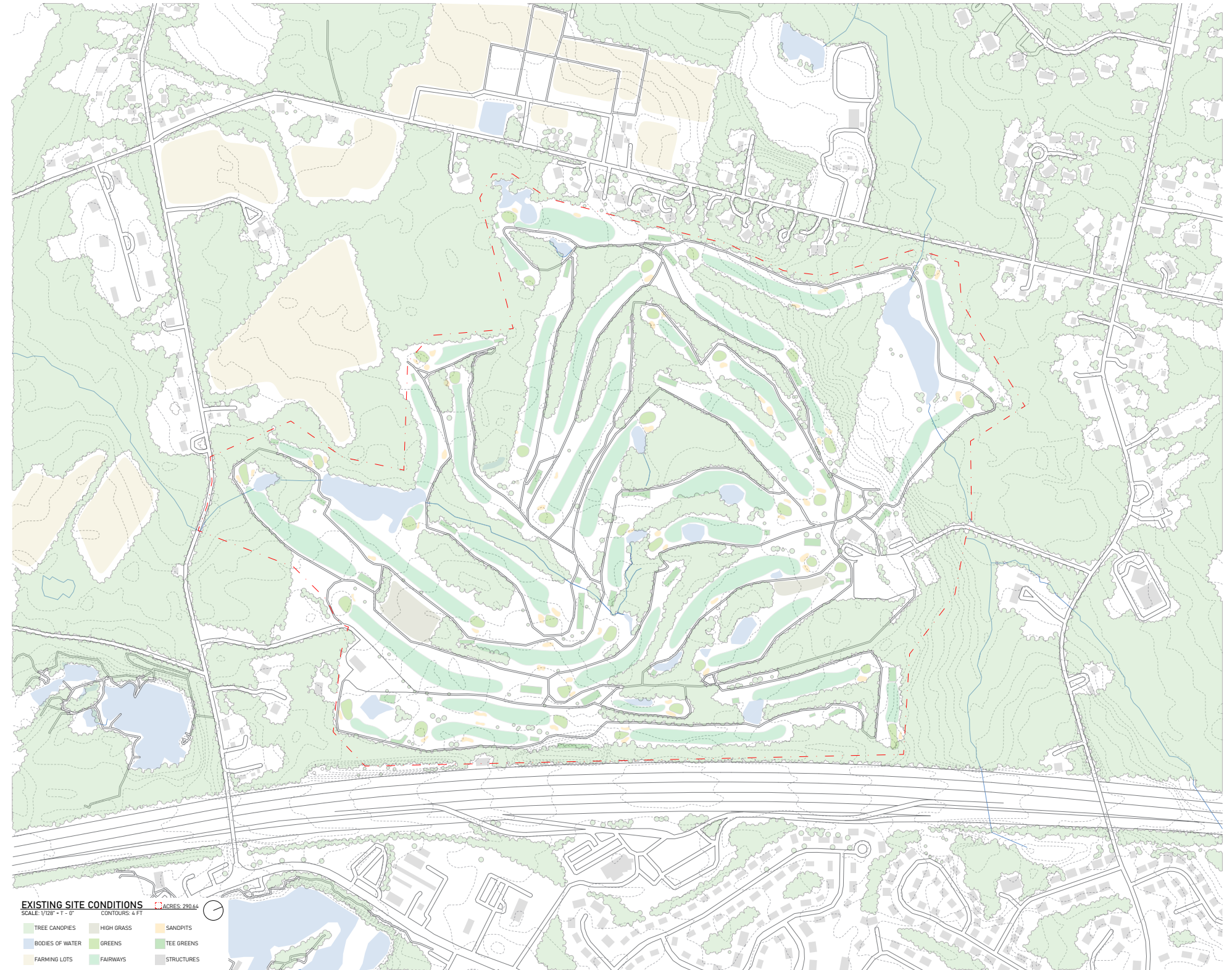


# A Whole-In-One 4



## Ethical Parameters

1. No demolition / removal of buildings, houses, or any significant structure.
2. No major removal of natural trees/forest and vegetation.
3. Amplify and utilize any streams, lakes, or ponds.
4. Remove/alter any man-made land mass that might be harmful to the future growth of vegetation.
5. Allow the vegetation in the area to develop naturally.
6. Improve the ecology in the site, as well as the adjacent areas, in some way, shape, or form.

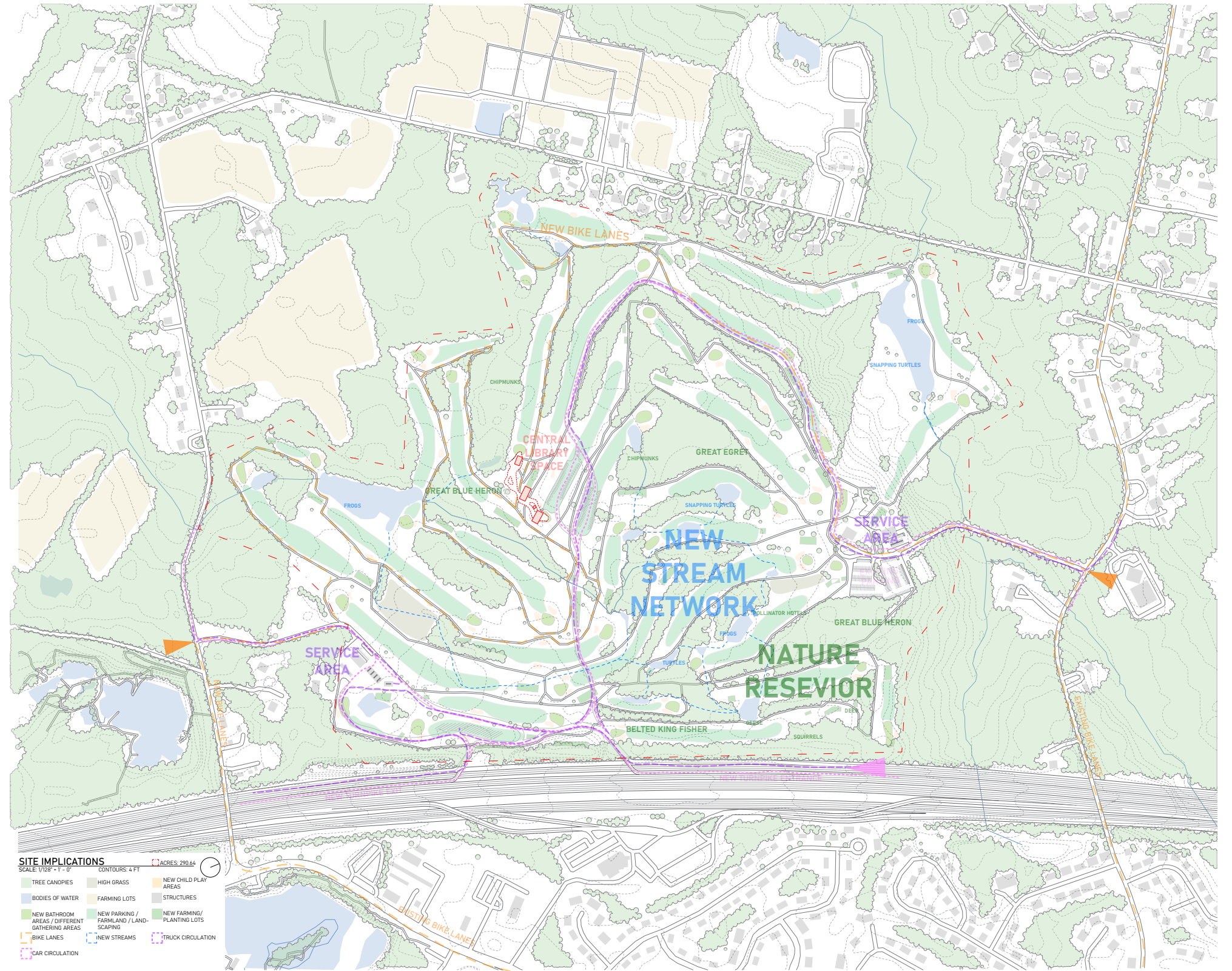




CENTRAL NEW JERSEY GOLF COURSES

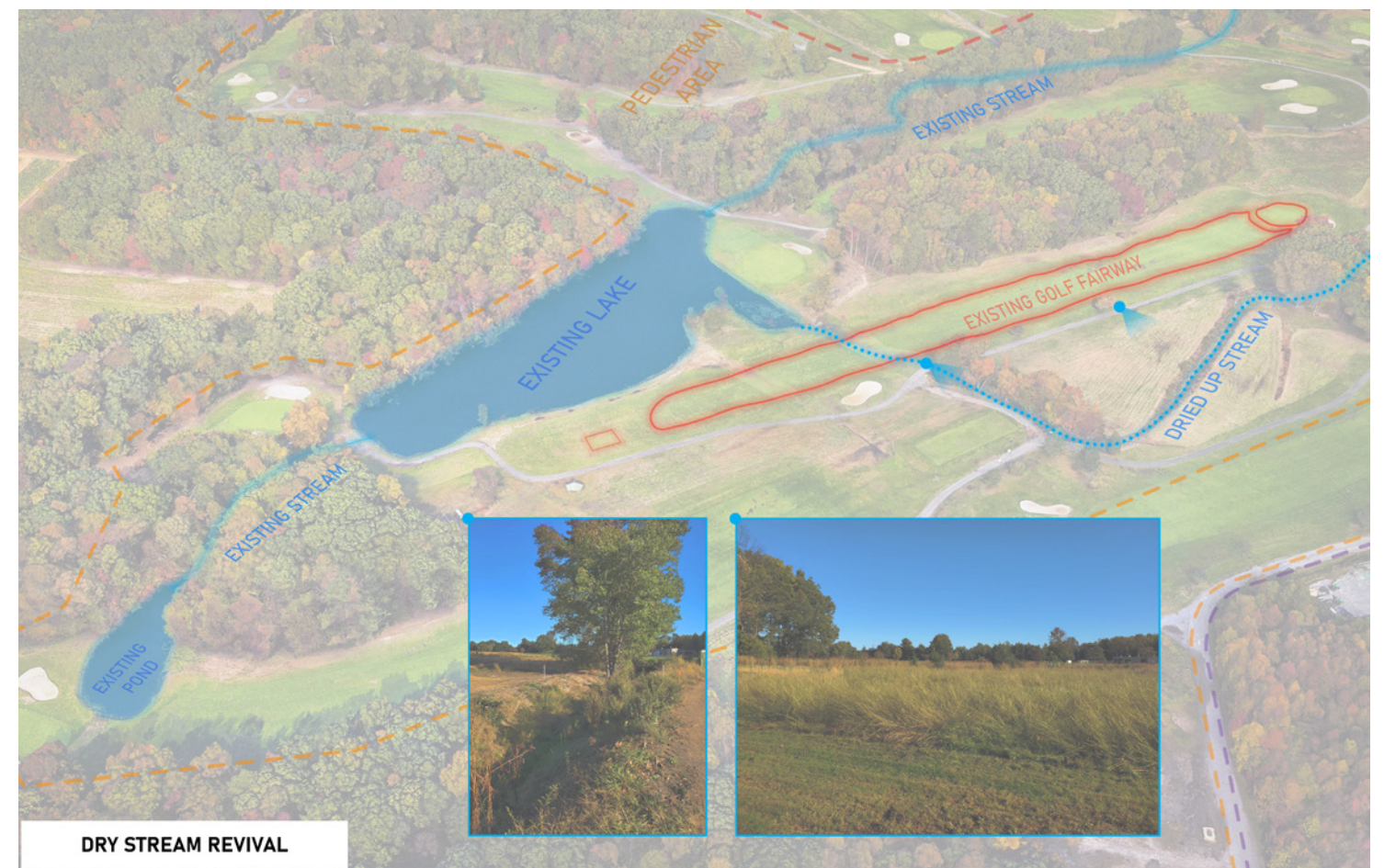


○ ABOUT 3.5 MILE RADIUS




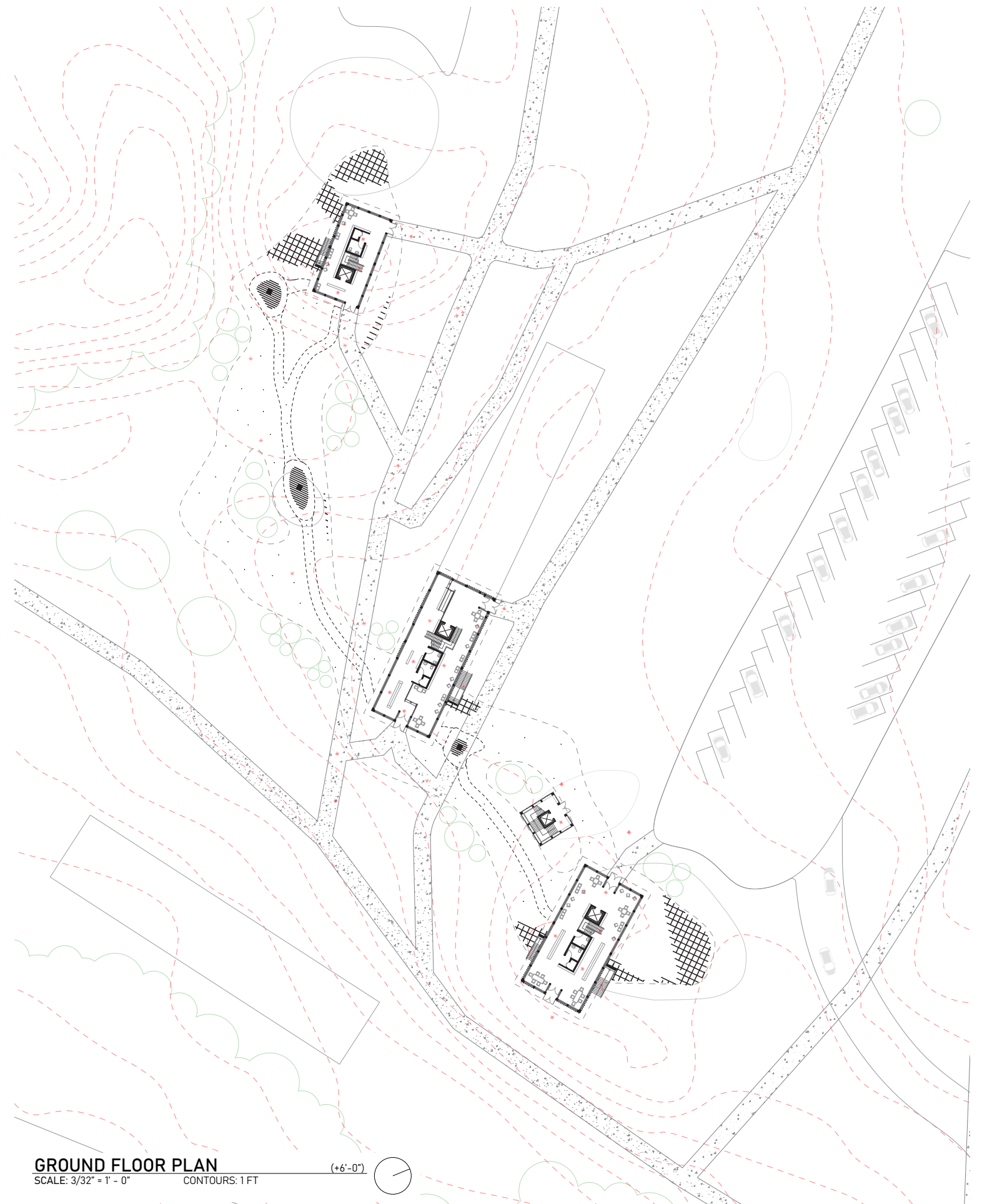
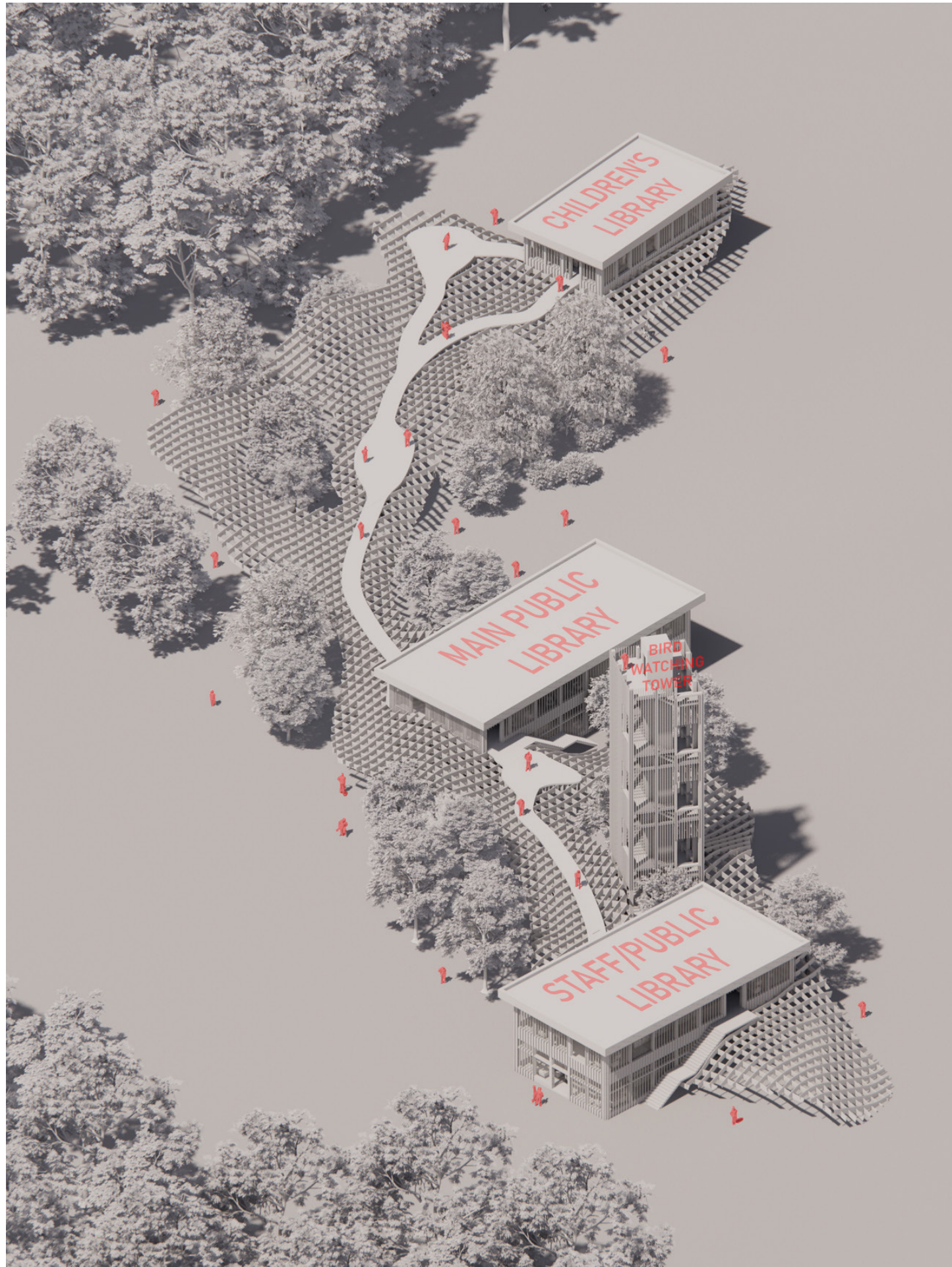
# Golf Course Environmental Issues

1. The overuse of water to allow the golf course to stay in “pristine condition.”
2. The use of pesticides that takes away from the natural pollination by bees and butterflies
3. The Ignorance towards ecosystems trying to grow along the natural vegetation, that just gets cut off by the golf course.












# An Observer's Refracted View of China 5








The Xiaoqu is a housing archetype in China that has become a common sight. It represents something that brings me, a foreigner from the U.S., a sense of disorientation, confusion, alienation, and even fear at times from what I have seen. Is there a way that these Xiaoqus become more than what they are? Is there a way to adaptively reuse them? They are already here and they are not going away... or is what I am seeing bigger than just architects and their ability to design... How much power does the developer have between these civic and public spaces in both the China and U.S... and what exactly is the role of the Architect?










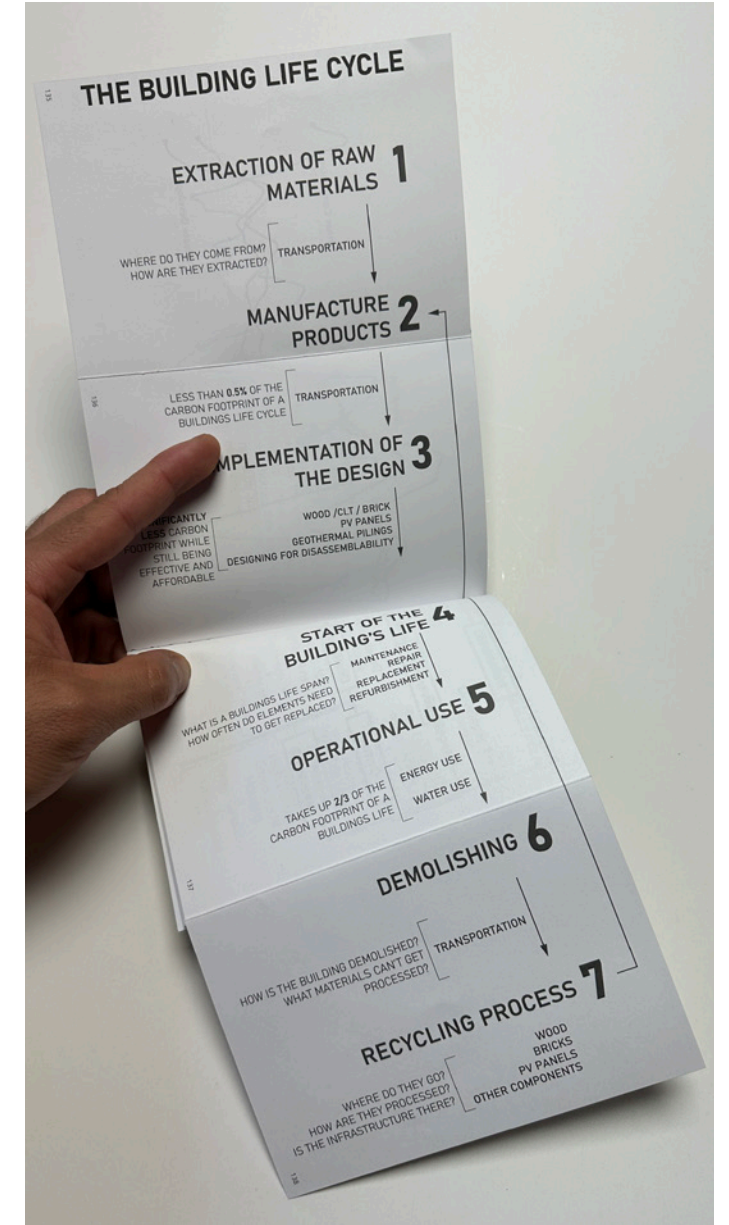
# The Little Green Book 6



The future is green. China's historical, economic, political, and geographic context has uniquely positioned it to rethink its Green Building Policies. China's policies reflect a half-baked approach to the potential strategies to achieve efficient and carbon-negative housing as China's goals seek to peak emissions by 2030 and reach carbon neutrality by 2060. Its technical building code for new eco-techno building models must be radically rewritten.

A survey of the past infrastructure, the existing urban fabric, and future projects and policies is key to understanding the potential ethical and sustainable design strategies to be implemented to reach carbon neutrality. Efficiency, in terms of economy, labor, material, and time, is a key driving factor in China's culture of building and its future political ambitions.

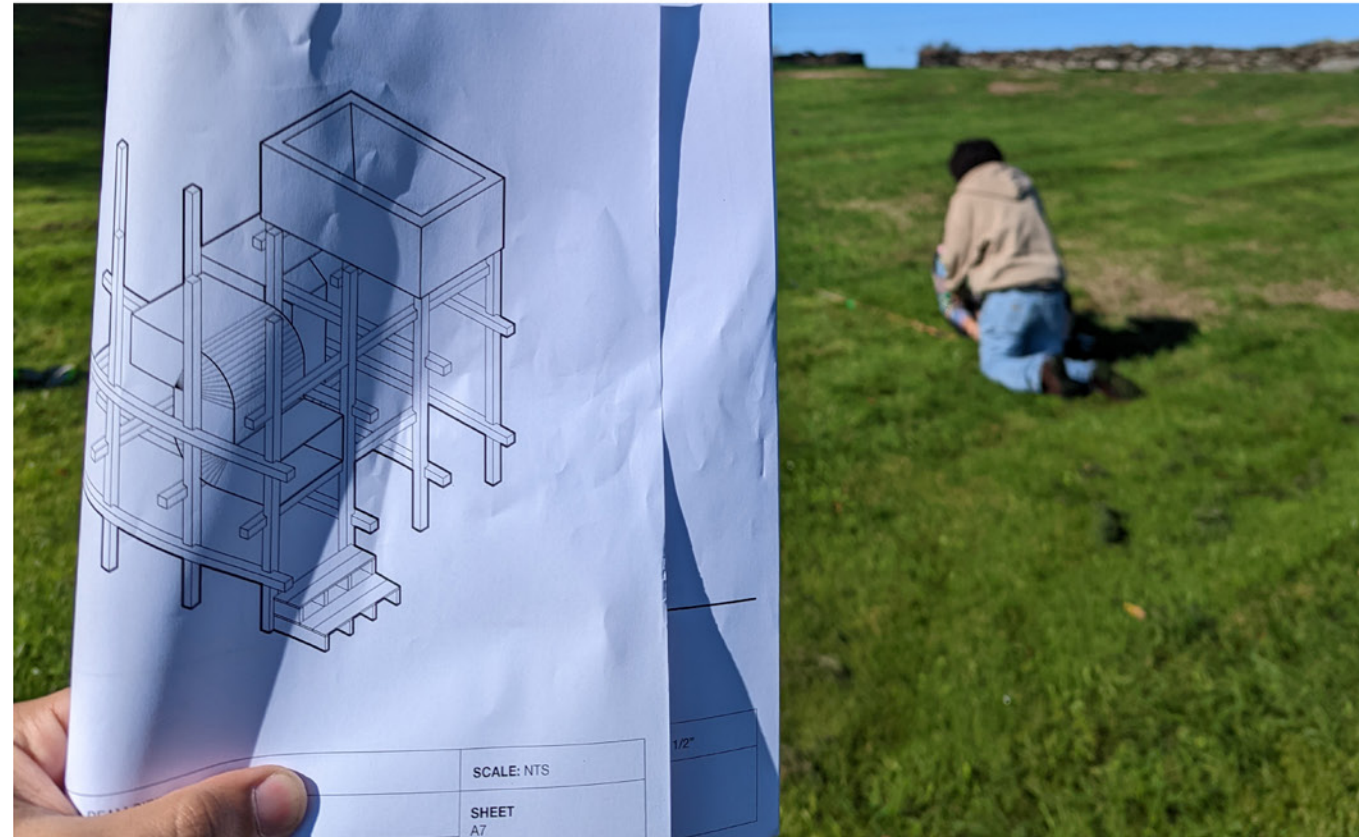
The Architects of the 20th Century relied on a technocratic Top-down approach to master planning to "resolve" the ecological problems of their time. Architects in the 21st century relied on the image of "green" to address climate concerns. Instead, "The Little Green Book" outlines the data, context, policy, and technical code to be enacted within the housing building sector for China's carbon-neutral future.







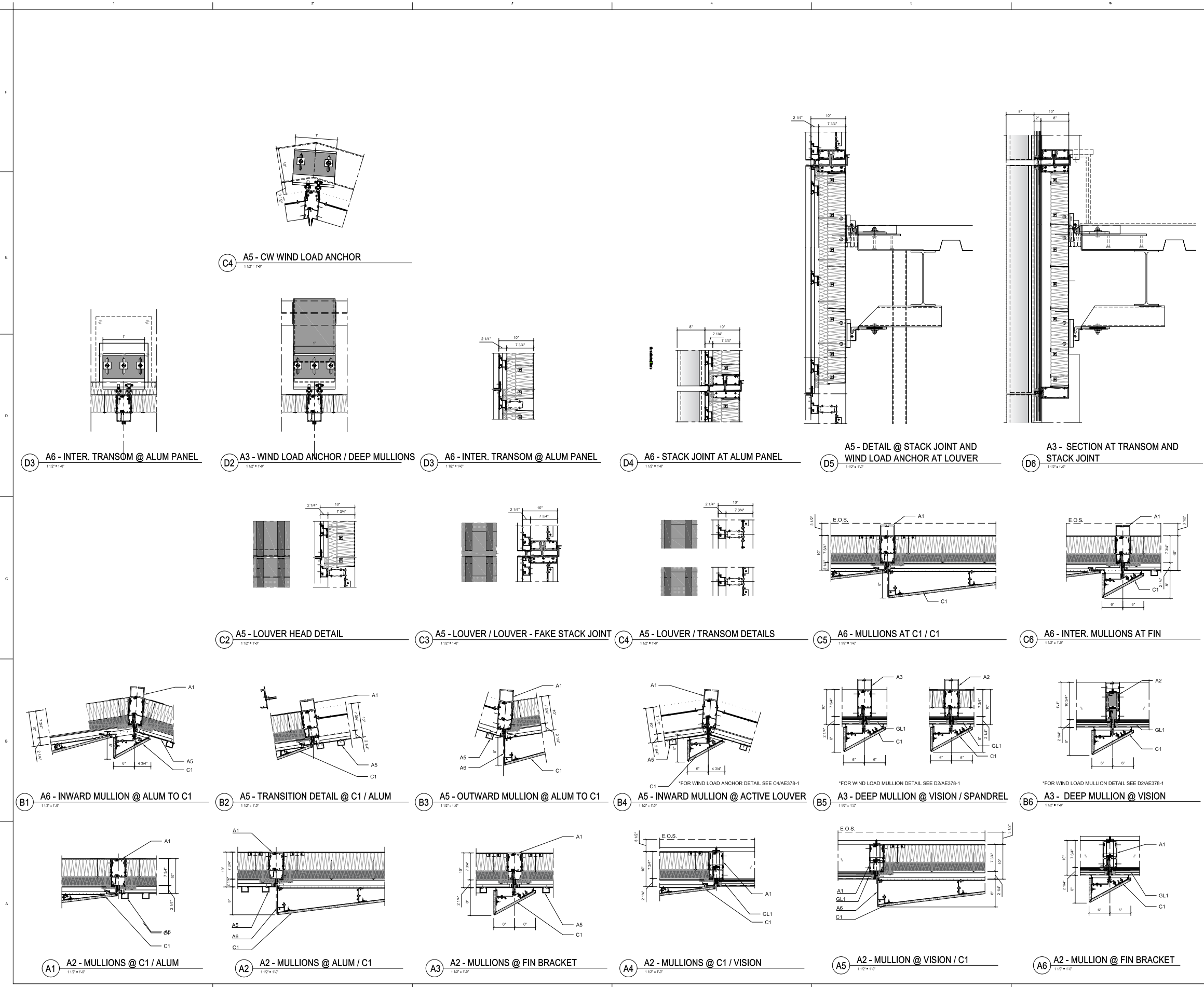
# Frame Folly 7







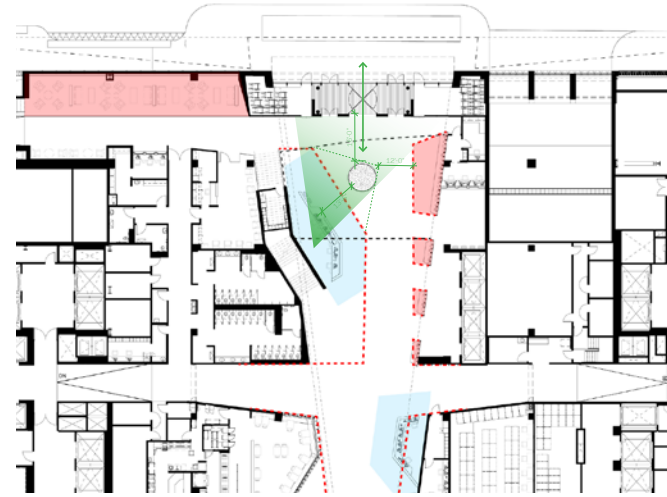




**Option 5  
Parkman Entry**

- Proposed location 5:
- blocks security's visibility from the Welcome Desk
  - narrows public's passage towards Parkman entry
  - obstructs incoming traffic flow from revolving doors

- Open Arms Sculpture
- Above
- 16' Clear Path (approx.)
- Clearance around Desks
- Clearance around Seating



15

**Option 5  
Parkman Entry**

- Proposed location 5:
- blocks security's visibility from the Welcome Desk
  - narrows public's passage towards Parkman entry
  - obstructs incoming traffic flow from revolving doors



Towards Parkman Entry



Towards Cambridge Entry

16

Open Arms Sculpture: Arcade Study

DATE: 2022.04.26 | nbbj | HARVARD MEDICAL SCHOOL

**Option 6  
Cambridge Entry**

- Proposed location 6:
- obstructs circulation flow to and from the Cambridge Entry
  - obstructs visibility from the Security Desk

- Open Arms Sculpture
- Above
- 16' Clear Path (approx.)
- Clearance around Desks
- Clearance around Seating



17

Open Arms Sculpture: Arcade Study

DATE: 2022.04.26 | nbbj | HARVARD MEDICAL SCHOOL

**Option 6  
Cambridge Entry**



From Security Desk



From Cambridge Entry



18

Open Arms Sculpture: Arcade Study

DATE: 2022.04.26 | nbbj | HARVARD MEDICAL SCHOOL

**Option 7  
Cambridge Plaza**

- Open Arms Sculpture
- Above
- 16' Clear Path (approx.)
- Clearance around Desks
- Clearance around Seating



21

Open Arms Sculpture: Arcade Study

DATE: 2022.04.26 | nbbj | HARVARD MEDICAL SCHOOL

**Option 7  
Cambridge Plaza**



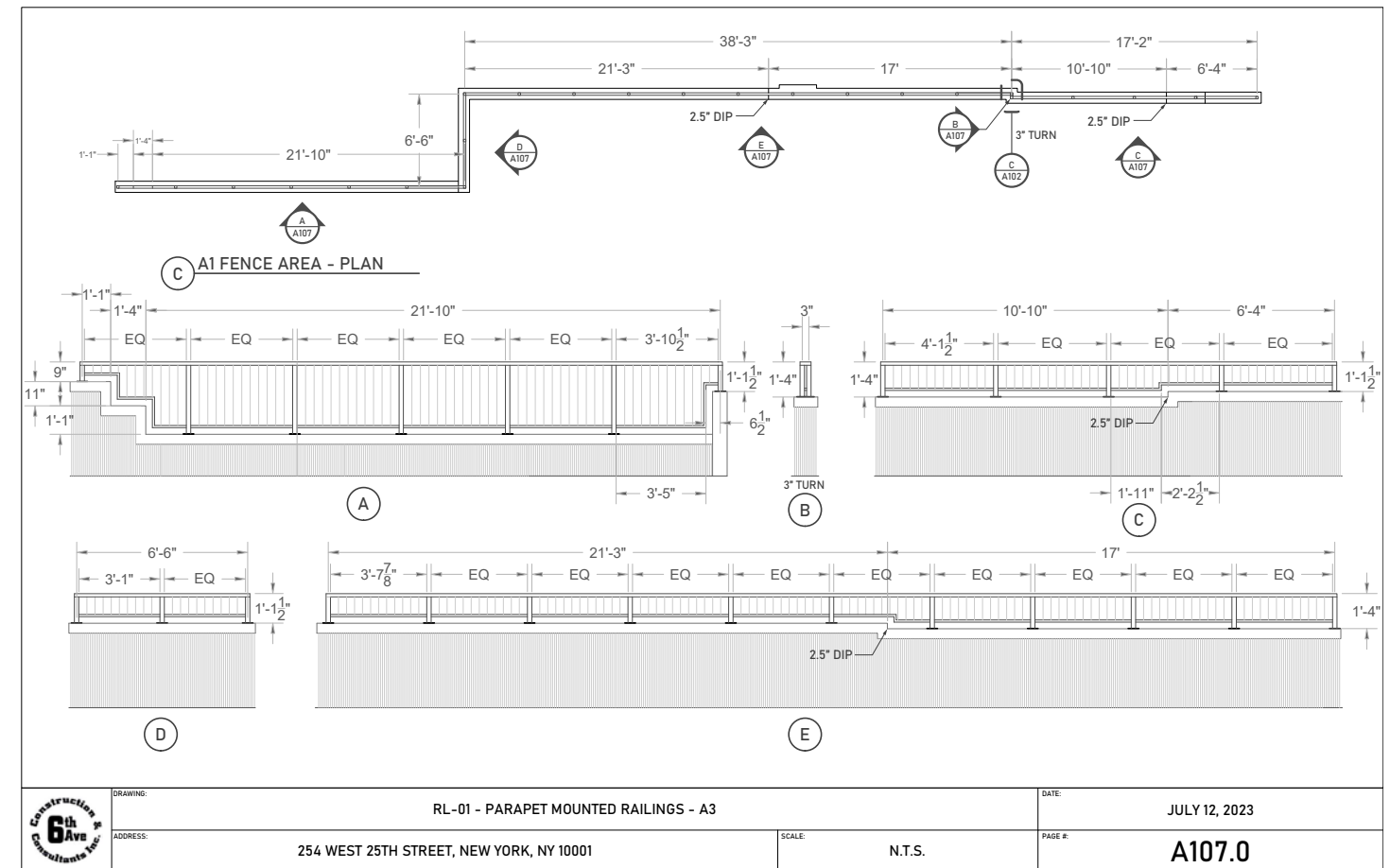
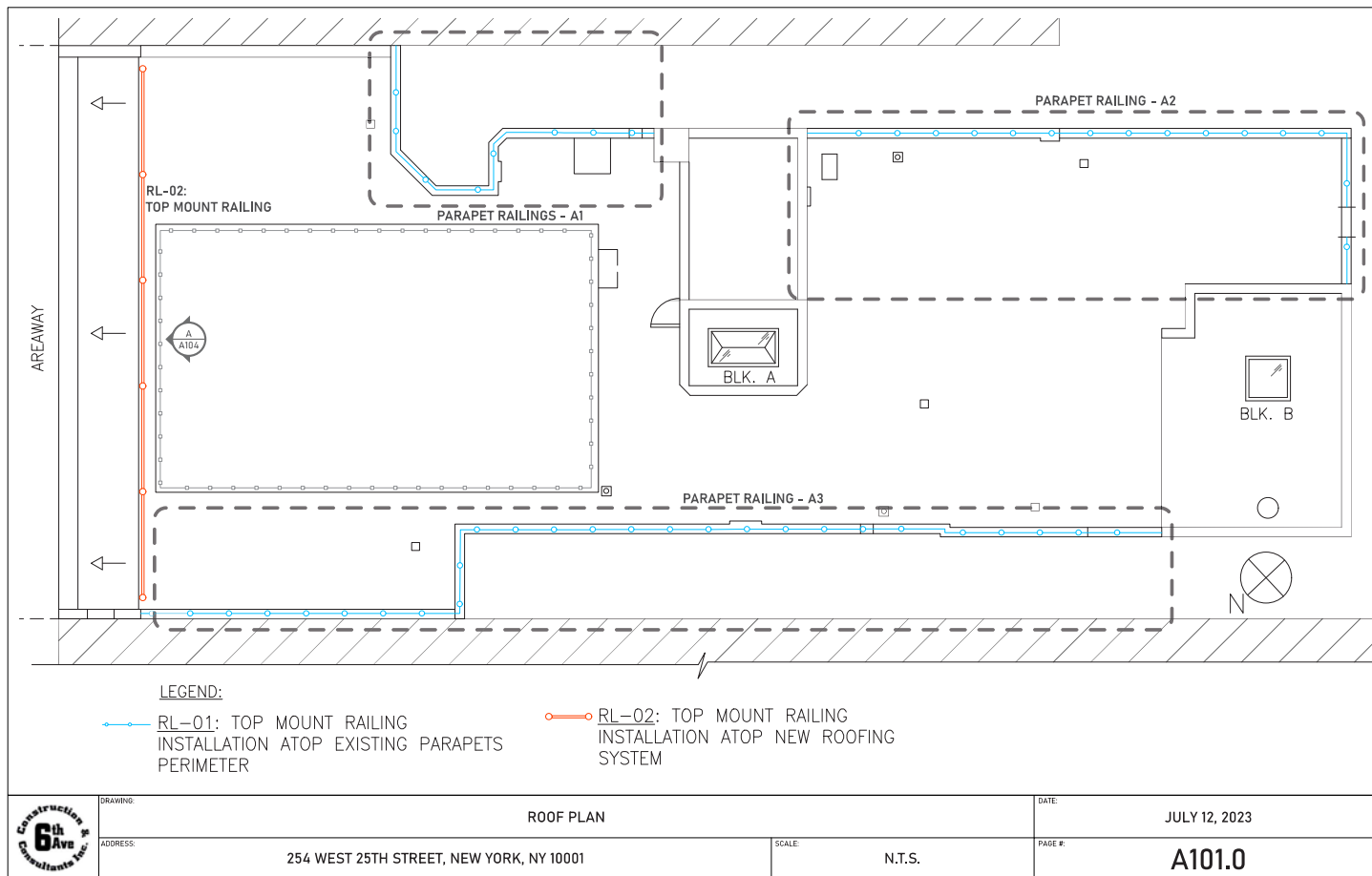
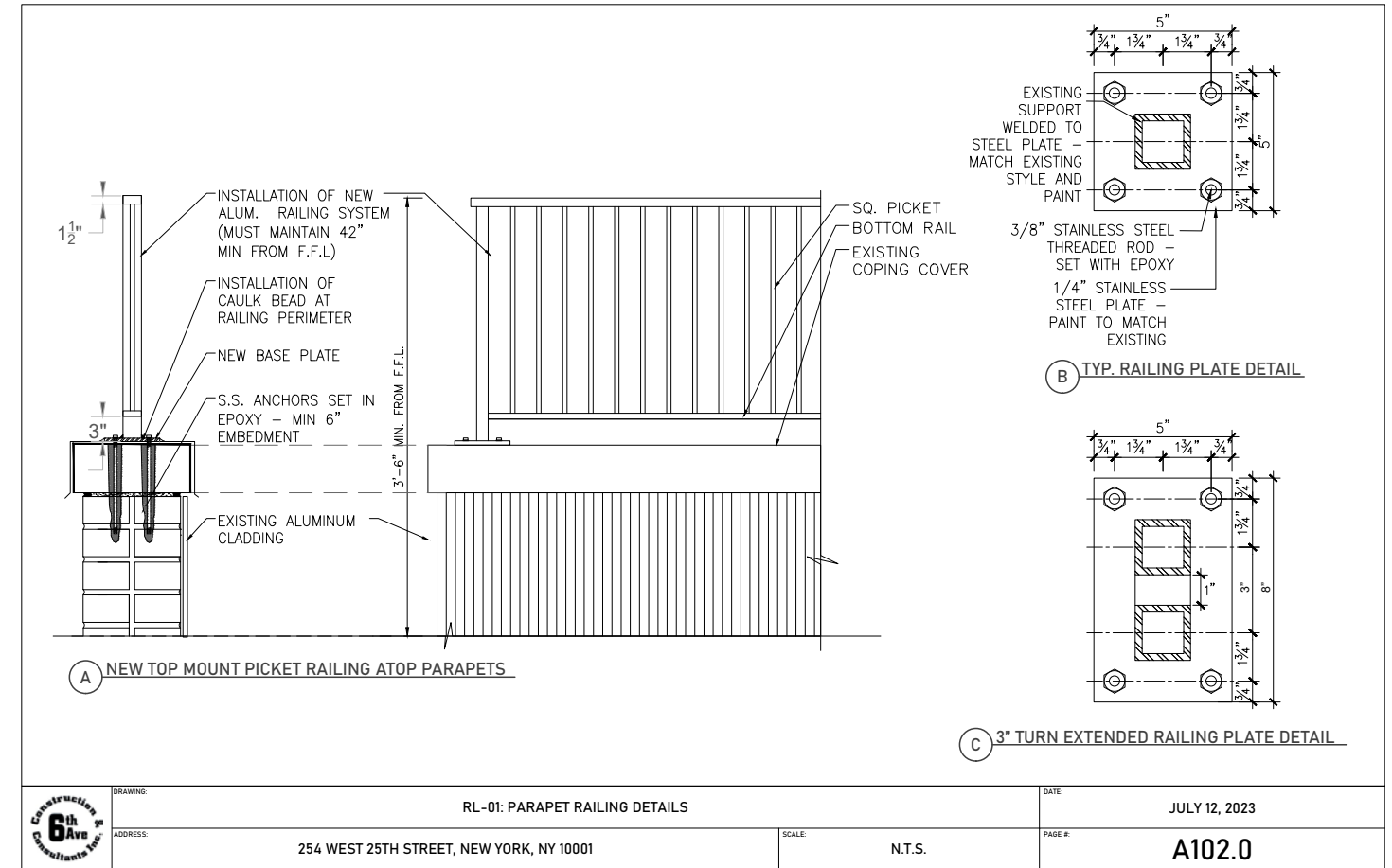
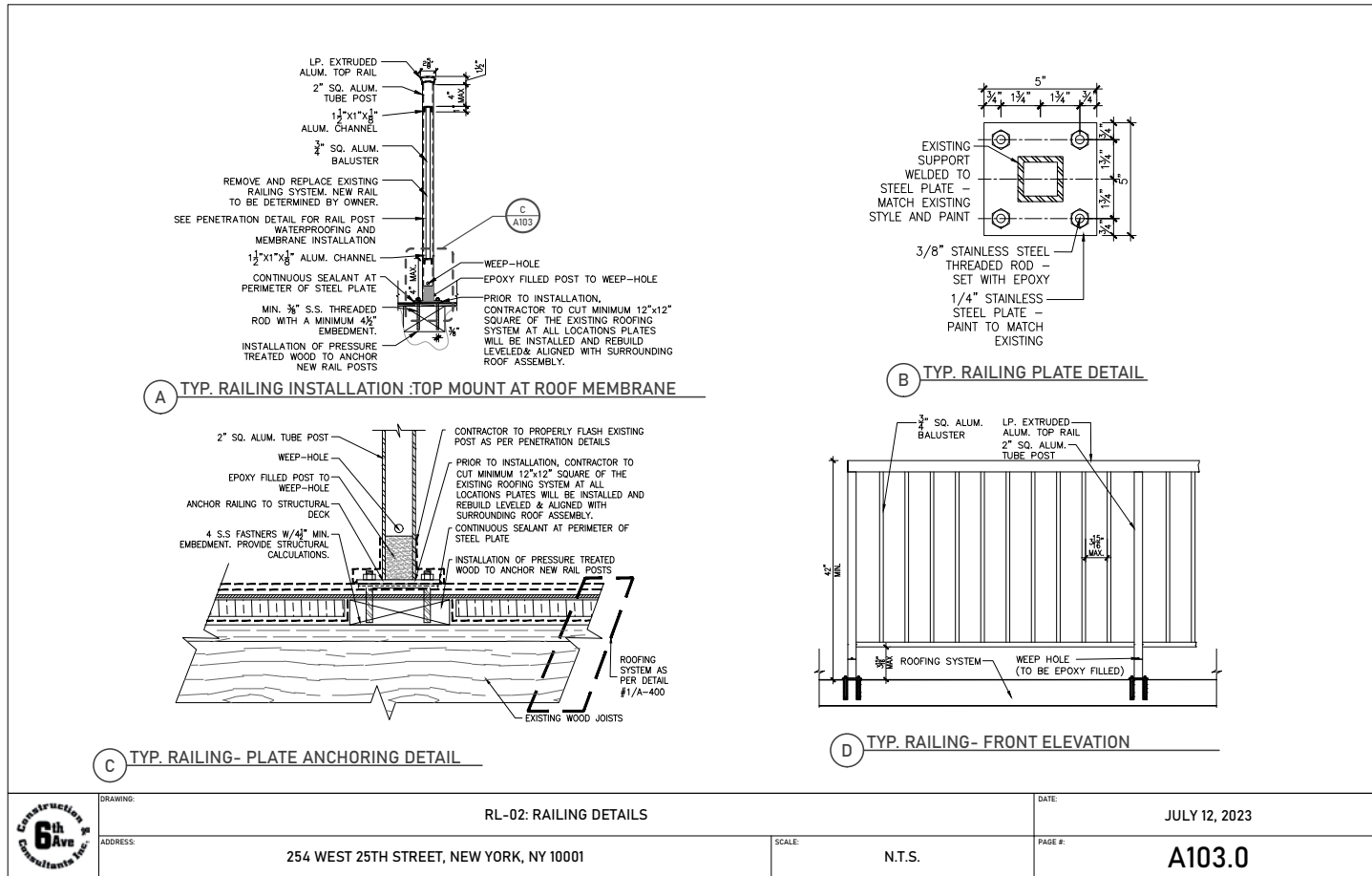
Towards Cambridge Entry

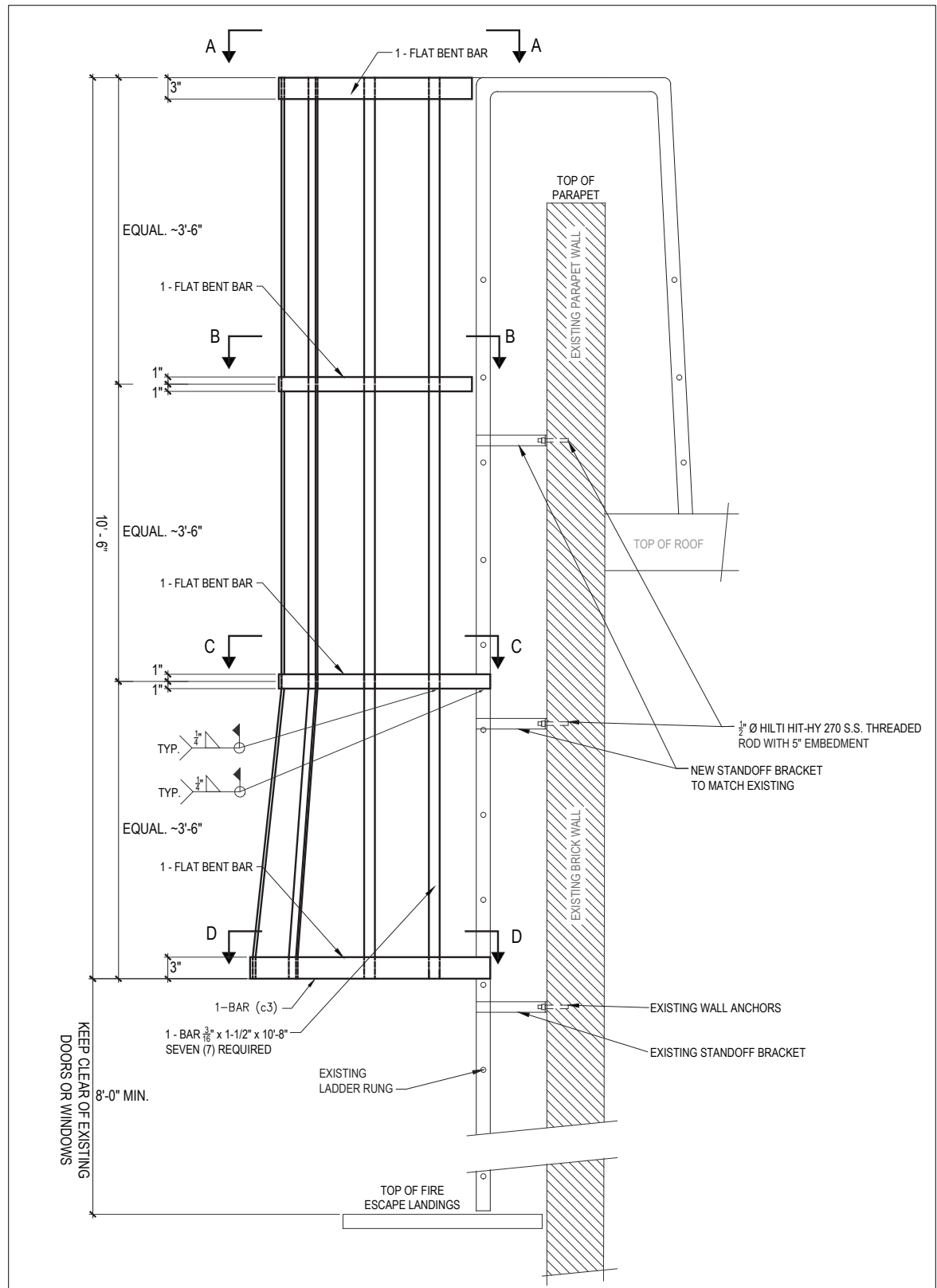


Existing Cambridge Entry

22

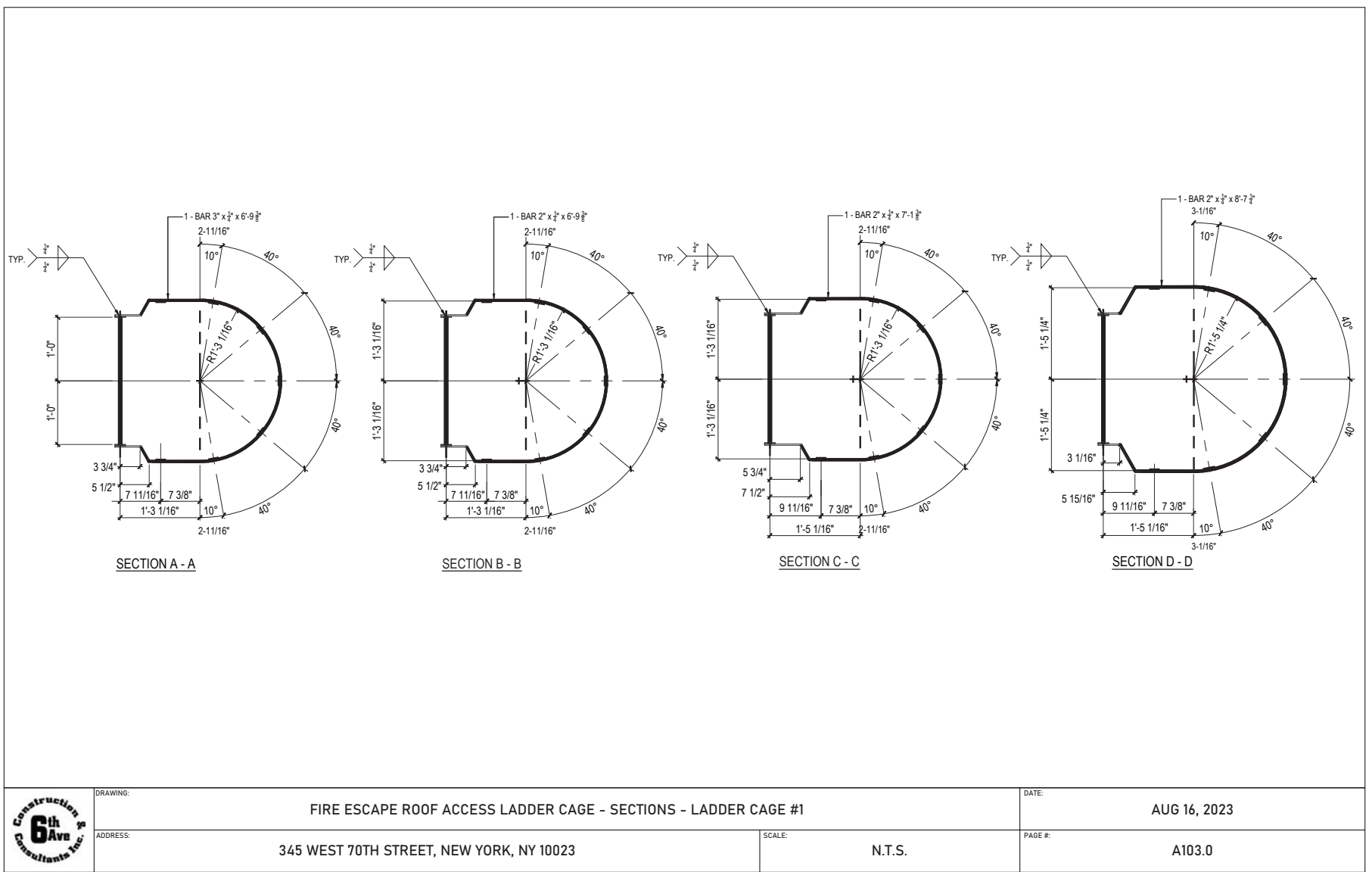








1 FIRE ESCAPE LADDER CAGE - SIDE ELEVATION

**NOTES:**  
 ALL STEEL SHAPES & BARS - ASTM-B 211  
 BEAMS & CHANNELS - ASTM B 211  
 BOLTS - AISI 304  
 WELDS - E70XX  
 ALL ITEMS THIS SHEET TO BE  
 HOT DIPPED GALVANIZED.  
 SEAL ALL WELDS AND PROVIDE  
 VENT HOLES AS REQUIRED.



	DRAWING:	FIRE ESCAPE ROOF ACCESS LADDER CAGE - SECTIONS - LADDER CAGE #1	DATE:	AUG 16, 2023
	ADDRESS:	345 WEST 70TH STREET, NEW YORK, NY 10023	SCALE:	N.T.S.
			PAGE #:	A103.0

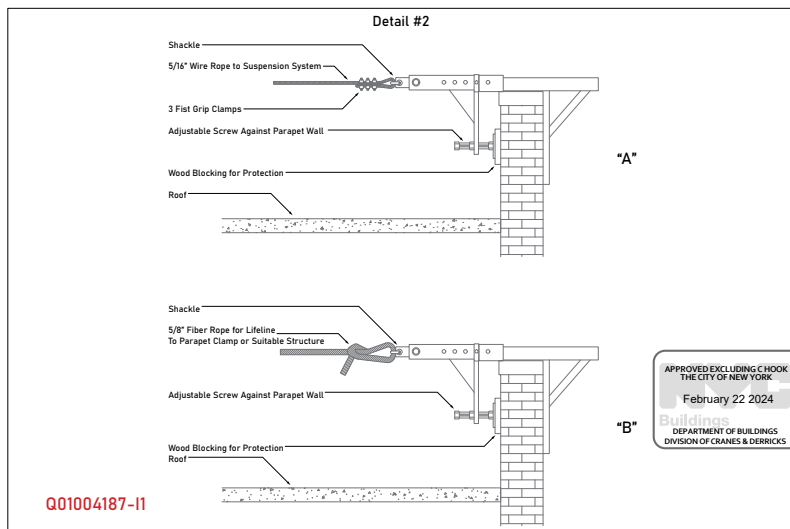
	DRAWING:	FIRE ESCAPE LADDER CAGE - SIDE ELEVATION	DATE:	AUG 16, 2023
	ADDRESS:	345 WEST 70TH STREET, NEW YORK, NY 10023	SCALE:	N.T.S.
			PAGE #:	A 102.0

16' OUTRIGGER BEAM COUNTERWEIGHT CALCULATION			
COUNTERWEIGHT FORMULA: 4 (SAFETY FACTOR) X OVERHANG X 1,000 (RATED LOAD CAPACITY) REAR FULCRUM LENGTH			
OVERHANG LENGTH	REAR FULCRUM LENGTH	COUNTERWEIGHT	# OF 50 LBS PLATES
4'-0"	11'-6"	1400 LBS	28
3'-6"	12'-0"	1200 LBS	24
3'-0"	12'-6"	1000 LBS	20
2'-6"	13'-0"	800 LBS	16
2'-0"	13'-6"	600 LBS	12

HEIGHT / WIDTH RATIO				
FRAME WIDTH	5'	4'	3'	2'
CROSS BRACES LENGTH	4' - 10"	4' - 10"	4' - 10"	4' - 10"
WIDTH TO TIE-IN HEIGHT RATIO	4 TO 1	4 TO 1	4 TO 1	4 TO 1
MAX. SCAFFOLD HEIGHT	7.5' MAX.	7.5' MAX.	7.5' MAX.	7.5' MAX.
TIE-IN	20'	16'	12'	8'

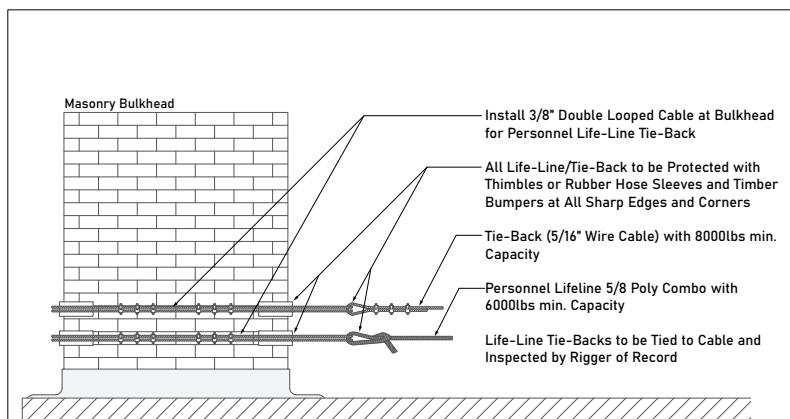
Q01004187-I1

	DRAWING: CALCULATIONS	DATE: FEB 12, 2024	6TH AVENUE CONSTRUCTION AND CONSULTANTS, INC. 2648 DAVIDSON AVE., 6C THE BRONX, NY 10468 TEL: 212 - 691 - 2600 SIXTHAVECONSTRUCTION@GMAIL.COM RIGGER: MANUEL V. FEIJOO #6230
	ADDRESS: 131-10 GUY R BREWER BLVD, JAMAICA, NY 11434	SCALE: N.T.S.	PAGE #: A110.0



Q01004187-I1

	DRAWING: DETAIL #2 - A & B	DATE: FEB 12, 2024	6TH AVENUE CONSTRUCTION AND CONSULTANTS, INC. 2648 DAVIDSON AVE., 6C THE BRONX, NY 10468 TEL: 212 - 691 - 2600 SIXTHAVECONSTRUCTION@GMAIL.COM RIGGER: MANUEL V. FEIJOO #6230
	ADDRESS: 131-10 GUY R BREWER BLVD, JAMAICA, NY 11434	SCALE: N.T.S.	PAGE #: A108.0

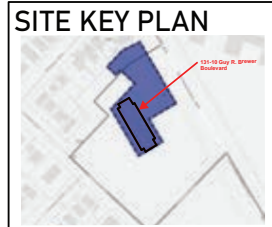
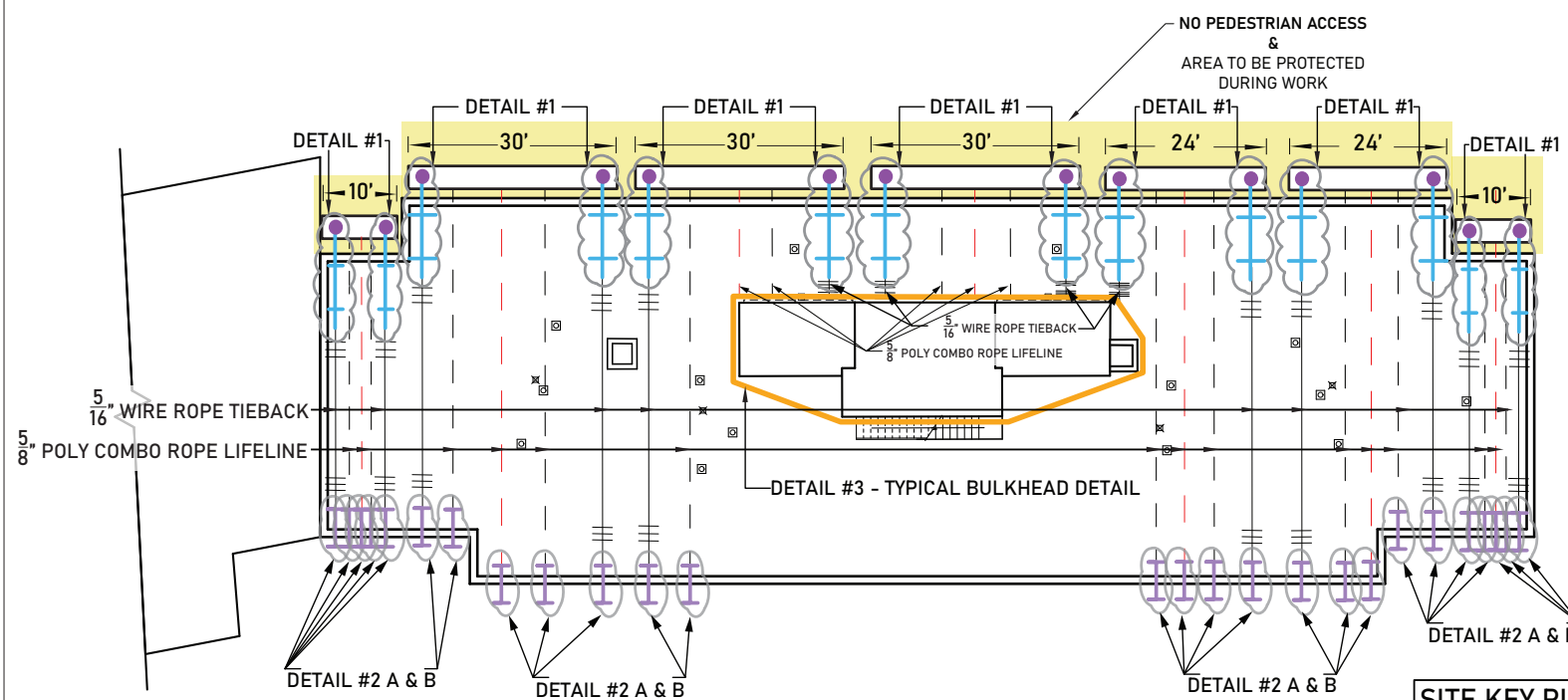


TYPICAL BULKHEAD TIE-BACK DETAIL

Q01004187-I1

	DRAWING: DETAIL #3 - TYPICAL BULKHEAD TIE-BACK DETAIL	DATE: FEB 12, 2024	6TH AVENUE CONSTRUCTION AND CONSULTANTS, INC. 2648 DAVIDSON AVE., 6C THE BRONX, NY 10468 TEL: 212 - 691 - 2600 SIXTHAVECONSTRUCTION@GMAIL.COM RIGGER: MANUEL V. FEIJOO #6230
	ADDRESS: 131-10 GUY R BREWER BLVD, JAMAICA, NY 11434	SCALE: N.T.S.	PAGE #: A109.0

Q01004187-I1



NOTE: ONE SCAFFOLD TO PERFORM 2 DROPS FROM BOTH PAGES A101 & A102 -WORK TO BE PERFORMED: FACADE REPAIRS & BRICK WORK



6TH AVENUE CONSTRUCTION AND CONSULTANTS, INC.  
2640 DAVIDSON AVE., 6C  
THE BRONX, NY 10468  
TEL: 212 - 691 - 2600  
SIXTHAVECONSTRUCTION@GMAIL.COM  
RIGGER: MANUEL V. FEIJOO #6230

ADDRESS: 131-10 GUY R BREWER BLVD  
JAMAICA, NY 11434

- DRAWING KEY & NOTES:
- = 5/16" WIRE CABLE TIE BACK
  - = 5/8" POLY COMBO ROPE LIFELINE
  - = PARAPET CLAMP
  - = ELECTRIC MOTOR
  - = OUTRIGGER BEAM SET UP
  - = DETAIL #
  - = BULKHEAD TIE-BACK
  - = NO PEDESTRIAN ACCESS+PROTECTION

NOTE: 3RD LIFELINE TO BE USED FOR INSPECTIONS PURPOSE ONLY

SCALE: N.T.S.

DRAWING #: SCAFFOLD DROPS: PAGE A104.0

APPROVAL STAMP:  
APPROVED EXCLUDING C HOOK  
THE CITY OF NEW YORK  
February 22 2024  
Buildings  
DEPARTMENT OF BUILDINGS  
DIVISION OF CRANES & DERRICKS



1213vcosta@gmail.com  
[linkedin.com/in/vitor-costa-aa21221a8/](https://www.linkedin.com/in/vitor-costa-aa21221a8/)