






NOTE:

ALL SEMINAR ATTENDEES ARE ENCOURAGED TO RSVP TO THE SPECIFIC SEMINAR SPONSOR IF THEY PLAN TO ATTEND THEIR SEMINAR. PLEASE CALL OR EMAIL THE SPONSOR NOTED IN THE DESCRIPTIONS ABOVE.

Seminar Sponsor	TIME	1:00 pm – 2:00 pm
	Ballroom #1	<p>SPEECH PRIVACY AND SOUND MASKING IN MODERN ARCHITECTURE – 1 HSW LU & 1 IDCEC CEU-106108 – Elke Merz- 732-861-5780 or emerz1@steelcase.com</p> <p>Learning Objectives:</p> <ul style="list-style-type: none"> • Understand the importance of acoustic privacy in the workplace • Understand what speech privacy is and how it is measured • Describe the principles involved in the ABCs of good acoustical design • Understand what sound masking is and what role it plays in speech privacy • Identify some of the major design issues related to speech privacy in open offices, private offices, and healthcare facilities
	Ballroom #2	<p>WINDOW INSTALLATION BEST PRACTICES – 1 HSW LU</p> <p>Gary Massenzio – 732-598-1704 or gmassenzio@andersencorp.com</p> <p>Learning Objectives:</p> <p>Course provides information about window installation from the perspective of the Architect and design professionals. Rather than “how to” installation training course, information is presented in a format that begins with specifications and detail drawings and ends with jobsite observations.</p> <p>The slide follow through the stages in the order that a typical project would progress. Highlighting key areas where the Architect and design professional can take more of a lead role in the successful design and installation of the critical element in the building envelope.</p>
	Ballroom #3	<p>PERFORMANCE GLAZING & BUILDING ENVELOPE OPTIMIZATION – 1 HSW LU</p> <p>Jeff Surovi – 609-224-7042 or jsurovi@supermarvin.com</p> <p>Learning Objectives:</p> <ul style="list-style-type: none"> • Explain NFRC units & labeling; • Understand the science of the Light Spectrum; • Discuss coating performance; • Describe Application Technology; • Apply knowledge of Optimization Engineering.
	MORRIS ROOM	<p>FRP Entrances, THE SCIENCE BEHIND THE DOOR–1 HSW LU</p> <p>Joe Boltzer – 866-541-0958 & Brian VonDette or email: jboltzer@laporteassoc.com</p> <p>Learning Objectives:</p> <ul style="list-style-type: none"> • What is fiberglass (FRP)? • A brief history of fiberglass and its architectural benefits. • Material components & methods used in manufacturing fiberglass. • Different types of fiberglass doors and frame construction & performance specs. • Different cores used in Fiberglass door construction. • Available surface textures and finishes. • Refinishing of a fiberglass surface • Corrosion and abuse resistance. • Fire Rating
	BREGEN ROOM	<p>INSULATED METAL WALL & ROOF PANELS HIGH PERFORMING SYSTEMS IN DESIGN, SUSTAINABILITY AND OPERATION – 1 HSW LU & 1 GCBI LU</p> <p>Chris Kroeter - 610-395-8446 e.233 or jr@atas.com</p> <p>Learning Objectives:</p> <ul style="list-style-type: none"> • Explain how insulated metal panels prevent air and vapor infiltration, increase thermal-comfort for building occupants and improve building performance through increased energy efficiencies. • Compare insulated metal panels to traditional systems based on attributes, aesthetics and performance, and have a better understanding of insulated metal panels and components. • Recognize the durability, thermal performance and energy efficiencies gained when using insulated metal panels vs. traditional systems & how to reduce their environmental impact. • Understand the criteria, attributes and sustainability benefits of insulated metal panels and how they may qualify for credits under LEED.

NOTE:

ALL SEMINAR ATTENDEES ARE ENCOURAGED TO RSVP TO THE SPECIFIC SEMINAR SPONSOR IF THEY PLAN TO ATTEND THEIR SEMINAR. PLEASE CALL OR EMAIL THE SPONSOR NOTED IN THE DESCRIPTIONS ABOVE.

Seminar Sponsor	TIME	2:10pm – 3:10 pm
	Ballroom #1	<p>ENERGY RETROFITS: WINDOWS ROI & COMFORT- THE WHOLE STORY – 1 HSW LU – Diane van Horn 973-575-0200 e. 2453 or dvanhorn@njpella.com</p> <p>Learning Objectives:</p> <ul style="list-style-type: none"> • Describe the historic evolution of fenestration design and opportunity for energy retrofits in the US Market. • Explain the value of including occupant comfort and air-infiltration in whole building energy analyses for projects that include window replacement. • Quantify financial payback of window replacement considering both direct and indirect energy savings. • Prioritize energy retrofit projects based on the potential for energy savings via window replacement.
	Ballroom #2	<p>FIBER REINFORCED POLYMERS (FRP) -1 HSW LU – Joe DiPompeo, PE-President Structural Workshop & Tom Klepacki-Sika - 973-771-6970 or joedip@structuralworkshop.com</p> <p>Learning Objectives:</p> <p>Fiber reinforced polymers are a proven technology for upgrading and strengthening concrete masonry, timber and steel structures. FRP has exceptionally high strengths yet lightweight and easy to work with. They are used for increasing the capacity of existing buildings and bridges, seismically upgrading structures, correcting design or construction errors and allowing modifications or changes in use.</p>
	Ballroom #3	<p>FLUID APPLIED AIR BARRIERS – 1 HSW LU Harold Decker – 914-841-4480 or hdecker@parksite.com</p> <p>Learning Objectives:</p> <p>Continuous air barriers are essential for building’s energy efficiency, durability and indoor air quality and are currently required by energy codes. There are several types of air barriers commonly used in the industry including building wraps, self-adhered and fluid applied membranes. This presentation will discuss fluid applied air barriers which continue to increase in popularity in recent years.”</p>
	MORRIS ROOM	<p>MANAGING CONDENSATION & THERMAL PERFORMANCE–1 HSW LU Mike Machernis, Regional Sales Mgr. Huber – 862-438-1546 or email: mike.machernis@huber.com</p> <p>Objectives:</p> <p>Building codes and green building standards are continuing to raise the bar on energy efficiency and high performance in buildings. In wood-framed buildings designing for thermal and moisture management in wall cavities, as well as the air tightness of the building enclosure, are all core components to creating advanced building enclosures. This presentation will discuss the need for exterior walls by providing step-by-step examples of how to determine the amount of continuous insulation required to meet prescriptive code requirements depending on climate zone.</p>
	BREGEN ROOM	<p>WHOLE HOUSE VENTILATION: HEALTHY COMFORTABLE & ENERGY EFFICIENT SOLUTIONS – 1 LU John Rockwell- Technical Sales Engineer 508-932-2600 or john.rockwell@zehnderamerica.com</p> <p>Learning Objectives:</p> <p>A presentation about how mechanical ventilation with heat recovery can provide superior indoor climate and save energy for heating, cooling and dehumidification.</p>

NOTE:

ALL SEMINAR ATTENDEES ARE ENCOURAGED TO RSVP TO THE SPECIFIC SEMINAR SPONSOR IF THEY PLAN TO ATTEND THIS SEMINAR. PLEASE CALL OR EMAIL THE SPONSOR NOTED IN THE DESCRIPTIONS ABOVE.

Seminar Sponsor	TIME	3:20 pm – 4:20 pm
	Ballroom #1	<p>VENTILATED FAÇADE SYSTEM FOR BUILDINGS – 1 HSW LU Ignacio Vidal-Sales Director Porcelanosa – 201-349-4671 or dlevy@porcelanosa-usa.com Learning Objectives:</p> <ul style="list-style-type: none"> • Define various types of exterior cladding. • Identify components and features. • Understand the advantages of VFS. • Understand appropriate uses.
	Ballroom #2	<p>INNOVATIONS IN ACOUSTICAL CEILINGS FOR TODAY’S FLEXIBLE INTERIORS - 1 LU Mike Mc Dowell - Armstrong – Sika 609-455-9759 or mjmcdowell@armstrongceilings.com Learning Objectives:</p> <ul style="list-style-type: none"> • Acoustics 101 (why acoustics are important in today’s spaces, we examine a few recent surveys, and go through the different terminology used.) • Acoustics in Offices • Acoustics in Healthcare • Acoustics in Classrooms • Different material options
	Ballroom #3	<p>MASONRY SOLUTIONS FOR MEETING TODAY’S ENERGY CODES - 1 HSW LU Stewart Goodman – 732-292-2674 of stewart.goodman@oldcastle.com Learning Objectives:</p> <ul style="list-style-type: none"> • Understand exterior R-value requirements. • Understand what qualifies as continuous insulation and which masonry systems offer CI. • How to use traditional and innovative masonry wall system to meet energy code requirements.
	MORRIS ROOM	<p>EMERGING TOP DAYLIGHTING STRATEGIES - 1 HSW LU Brian Skerlanitz – 732-894-7439 or brian.skerlanitz@velux.com Learning Objectives:</p> <ul style="list-style-type: none"> • Review code approved daylight calculations to identify the correct skylight and spacing criteria for any daylighting design. Discuss- Skylight Floor Area Ratio (SFR) Effective Aperture (AE) & recommended spacing criteria. • Analyze how technological advancements within the monument/architectural metal frame skylight category has reduced service issues, provided labor-saving solutions and better energy performance. • Learn how advancements within the skylight category will further increase energy savings, increase interior aesthetics, reduce site-service issues & influence top lighting designs. • Analyze how advancements within the tubular daylighting device category will improve energy savings, reduce labor cost, & increase occupants’ wellbeing.
 	BREGEN ROOM	<p>CONSERVING WATER THROUGH THE LATEST UPDATES TO HIGH EFFICIENCY FIXTURES – 1 HSW LU; 1-GBCI CEU Jeff Gilmore- Sloan –call: 224-374-5323 or jeff.gilmore@sloan.com Learning Objectives:</p> <p>Water scarcity is getting worse in many parts of the U.S. and the world, which has led to an increase in “green” legislation, codes, and standards, as well as greater recognition and adoption of LEED certification.</p> <ul style="list-style-type: none"> • Discuss the importance of water conservation and how high-efficiency toilet systems can aid in these efforts. • Review the technology behind hybrid urinals and how this product can contribute to water conservation. • Examine a study that explored how a reduction in water consumption impacts drain lines and the plumbing system as a whole. • Identify changes in LEED v4 related to water efficiency.